


Lineal · PD SERIES Ultraviolet 365 nm

lumher



24 V
DC

MASTER
SLAVE

NOT
CASCADABLE

90 mm
INCREMENTAL

CABLE
M12A

MACHINE VISION

POWER 1x
STROBE 4x

INTEGRATED
CONTROLLER

IP40
IP65

36
MONTHS

EU
MADE IN SPAIN

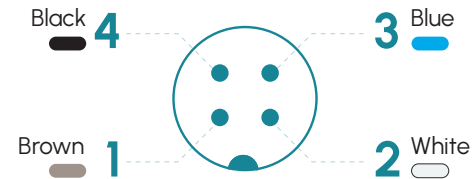
Technical specifications

Power supply voltage	24 Vdc ±5%	
Trigger input	24 Vdc PNP	
Max. on time	Power = unlimited	Strobe = 10 ms
Max. working cycle	Power = 1	Strobe = 1/6
Max. number of cascable modules	This luminaire is not cascable	
Wavelength	Ultraviolet	365 nm
Angle of aperture	Transparent	55°
Electrical protections	Transient overvoltages	YES
	Polarity reversal	YES
	Current sabilizer	YES
IP Rating	IP40 o IP65	
Protection type	Class III	
Operating temperature	-10 a +40 °C	
Body material	Anodized aluminum	
Side cover material	Anodized aluminum	
Diffuser material	Polycarbonate	
Connection types	M12A, 2m cable, M12A connector with cable	
Standards	RoHs, CE	

Connection

M12A input - Cable	Power	Master Power - Strobe	Slave Power - Strobe
Pin 1 - Brown	+24 Vdc	+24 Vdc	+24 Vdc
Pin 2 - White	Not connected	Not connected	Not connected
Pin 3 - Blue	0 Vdc	0 Vdc	0 Vdc
Pin 4 - Black	Not connected	Trigger PNP	Signal IN - a

M12A Male



Fixings

P00G1 , P00G2, P00G3, P00R1, P00R2, P00R3, P00R4, M6D16

PD · 365 nm

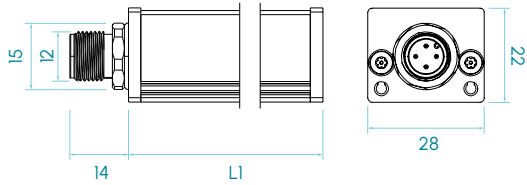


lumher

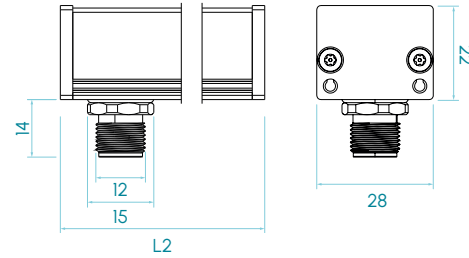
Measures

IP40

M12A axial version

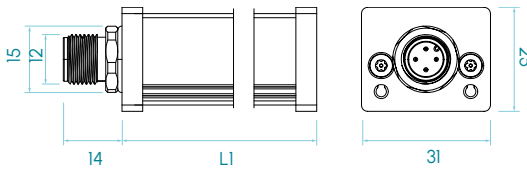


M12A radial version

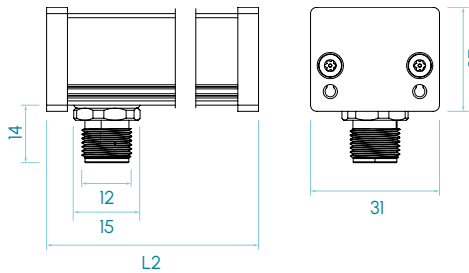


IP65

M12A axial version



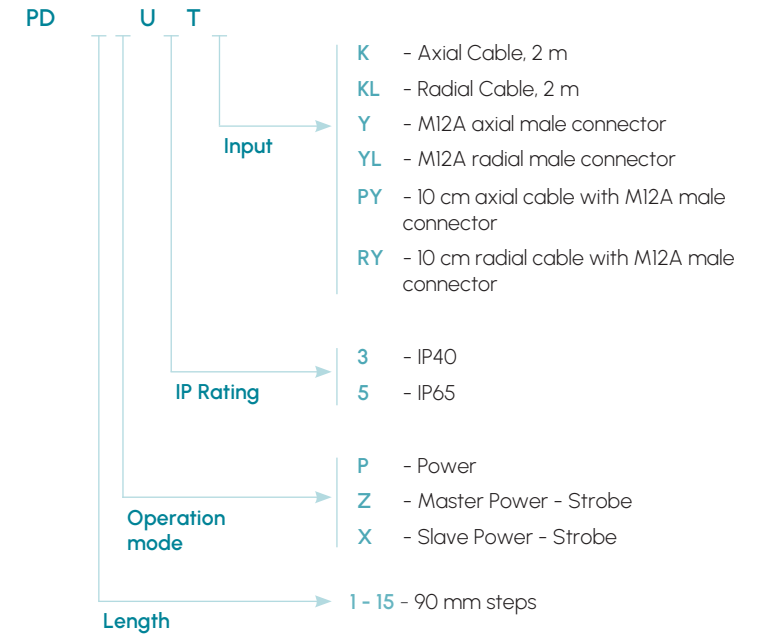
M12A radial version



Measures in mm

PD · 365 nm

Selection guide



Model PD · Ultraviolet 365 nm



365nm

ULTRAVIOLET



TRANSPARENT
55°

PHOTOBIOLOGICAL
RISK

RG2 - MEDIUM

15.000h

LIFESPAN

Table of characteristics

	Length	Length	Weight	Radiated power ⁽²⁾		Power consumed	
	L1 ⁽¹⁾	L2 ⁽¹⁾		(W)		(W)	
	(mm)	(mm)		POWER	STROBE	POWER	STROBE
PD 01...	120	138	97	0,9	3,7	1,9	7,6
PD 02...	210	228	145	1,9	7,5	3,8	15,2
PD 03...	300	318	193	2,8	11,2	5,7	22,8
PD 04...	390	408	241	3,7	14,9	7,6	30,4
PD 05...	480	498	289	4,7	18,7	9,5	38,0
PD 06...	570	588	337	5,6	22,4	11,4	45,6
PD 07...	660	678	385	6,5	26,1	13,3	53,2
PD 08...	750	768	433	7,5	29,9	15,2	60,8
PD 09...	840	858	481	8,4	33,6	17,1	68,4
PD 10...	930	948	529	9,3	37,3	19,0	76,0
PD 11...	1.020	1.038	577	10,3	41,0	20,9	83,6
PD 12...	1.110	1.128	625	11,2	44,8	22,8	91,2
PD 13...	1.200	1.218	673	12,1	-	24,7	-
PD 14...	1.290	1.308	721	13,1	-	26,6	-
PD 15...	1.380	1.398	769	14,0	-	28,5	-

(1) The versions with radial input and/or radial output will have as length L2, the rest will be L1.

(2) The radiated power (W) is before diffuser.

PD

lumher