


lumher



INNOVATIVE LIGHT

Content

ABOUT US

Lumher	3
Technological innovation	4
Our team	5

MACHINE VISION

Linear - PD / PDX	7
Linear - FD / FDX	25
Parallel - P2D	37
Triangular - P3D	48
Rectangular - P4D	60
Backlight - BD	72
Spot - BS	80
Ring - RD	87
Dome - DD	99
Multishot - P4DM	110

FUNCTIONAL

S Series - SR / SRX	119
S Series - SC / SCX	128
P Series - PR / PRX	137
P Series - PRS	146

P Series - PC	151
P Series - PCS	157
F Series - FR / FRX	162
F Series - FRS	171

SIGNALING

Beacon - PB / PBX	177
-------------------	-----

CUSTOM MADE

Customised lighting designs	185
-----------------------------	-----

ACCESSORIES

Clamps, fixings and brackets	186
------------------------------	-----



Lumher

The origin of Lumher dates back to 2011, when, due to the needs of several customers, we began to design our first lighting systems.

In 2016, with the experience accumulated over the years, we came up with the idea of creating a industrial led luminaire brand completely designed and manufactured by us.

Thanks to a great team, enthusiasm and motivation to create this brand, this idea prospered and in 2018 we launched the first range of LED industrial luminaires on the market. 2018 we launched Lumher's first standard product range on the market: the "PD Series", focused on high efficiency and machine vision applications.

Lumher's goal is to meet the needs of lighting systems for manufacturers, engineering and machine vision applications, among others.

Technological innovation

Lumher has timeless designs that give a long life to each product it creates.

We take care of every detail of the design, reducing them to the minimum expression and looking for innovation, not only in the final result of the product but also in the way of manufacturing and assembling them. Likewise, our electronic and mechanical designs are versatile in order to solve and adapt to different applications. and adapt to different applications.

All Lumher products are designed and manufactured in Spain, so we can guarantee a high quality product that meets the demanding requirements of the industry.

Lumher also offers customised designs: we were born this way and we believe in the added value of being able to create a unique solution that fits the requirements of our customers.

We at Lumher look forward to working with all our customers for many years to come, and to be able to help them realise better lighting solutions for all their projects.

Lumher, as a technological brand, lives in a continuous commitment to innovation, where direct contact with the best manufacturers makes it possible to transfer to our customers all the industrial innovations of the highest technology.

We have the Innovative SME distinction thanks to the R&D solutions we offer our customers.




Our team

Lumher's success is undoubtedly due to the magnificent professionals and even better people who make up its team.

When high technical training is combined with passion for the job and the honesty and involvement of each of our professionals is added, we are able to provide the right solutions and the best service to our customers.

We currently have a commercial network of technical-sales representatives who directly cover the entire national territory.





Machine vision

At Lumher we know that machine vision does not exist without the right lighting. We are committed to excellence and constant innovation and we are proud to present you our wide range of Machine Vision products.

Machine vision has become an essential tool in fields such as industrial automation, robotics, medicine, security and many other sectors.

At Lumher, we remain at the forefront of this technological revolution.

We understand that each customer has unique needs. That's why we offer customised solutions that are tailored to your specific requirements, ensuring outstanding results.

Our team of experts is available to advise you and help you choose the most suitable machine vision solutions for your project.

Linear series

PD & PDX

The Linear PD and PDX series (cascadable version) consists of an anodised aluminium profile with a cross-section of 31 x 25 mm, which can be manufactured in different lengths in 90 mm sections.

In addition, the P series offers a wide variety of anchoring options, including stainless steel and ABS models. These include fixed anchors with various installation positions and rotating anchors for greater flexibility.

The electronics are available in various colour options: white (5000K), red (625 nm), infrared (850 nm), ultraviolet (385 nm) and RGB. These electronics also feature a strobe function, allowing operation at up to 4 times the rated power for up to 10 ms.

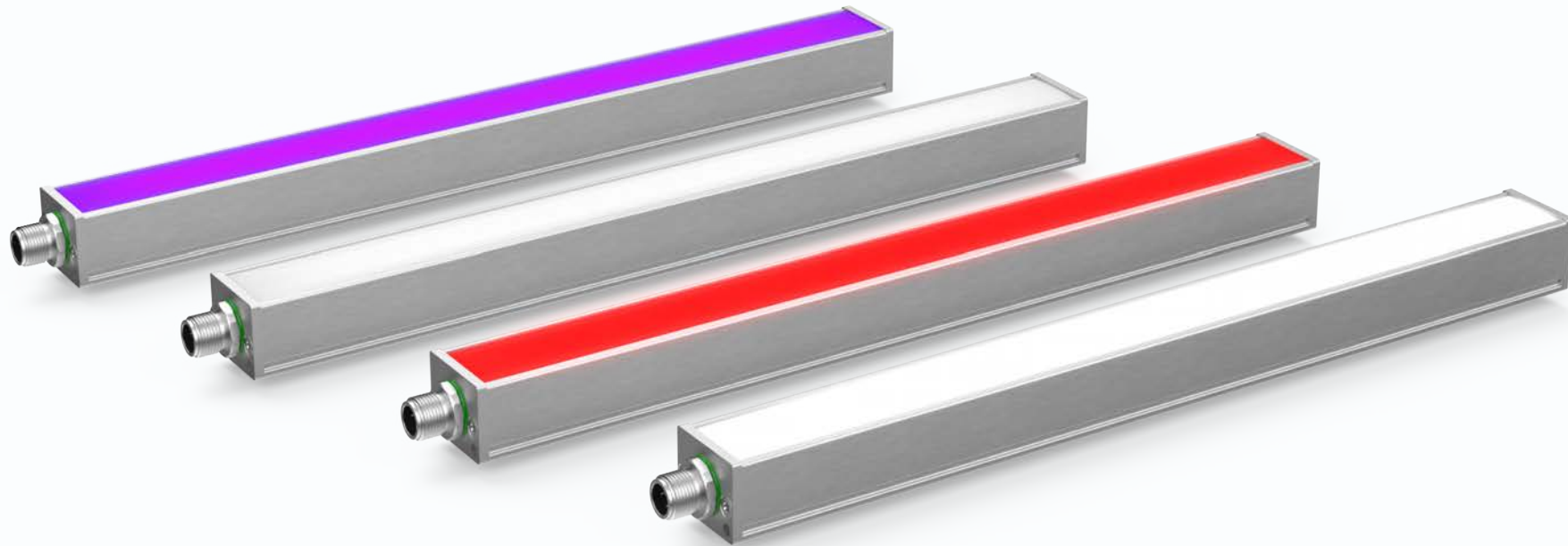
The Linear PD and PDX series is particularly suitable for applications requiring high light uniformity, ensuring accurate and consistent results in machine vision applications.

In addition, the series offers three lens options: a clear lens with an aperture of 55°, a semi-diffuse lens with an aperture of 60° and finally an ultra-diffuse lens with an aperture of 110°, making it possible to adapt to different lighting requirements.

For added versatility, it is possible to incorporate a polarising filter, and the series is available in three different levels of waterproofing: IP40, IP54 and IP65, with multiple inlet and outlet options to meet various installation and protection requirements.



Linear · PD Series



24 V
DC

MASTER
SLAVE

NOT
CASCADABLE

90 mm
INCREMENTAL

CABLE
M12A

MACHINE VISION

CONTINUOUS 1x
STROBE 4x

INTEGRATED
CONTROLLER

POLARIZED

IP40
IP65

36
MONTHS

EU
MADE IN SPAIN

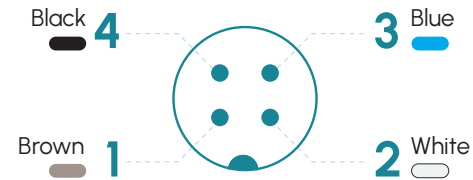
Technical specifications

Power supply voltage	24 Vdc ±5%	
Trigger input	24 Vdc PNP / NPN	
Max. on time	Continuous = unlimited	Strobe = 10 ms
Max. working cycle	Continuous = 1	Strobe = 1/6
Max. consumption Trigger input	1,5 mA	
Max. number of cascadable modules	This luminaire is not cascadable	
Wavelength	White	5000 K
	Red	625 nm
	Infrared	850 nm
	Ultraviolet	365 nm
Beam angle	Transparent	55°
	Semidiffuse	60°
	Ultradiffuse	110°
Electrical protections	Transient overvoltages	YES
	Polarity reversal	YES
	Current sablizer	YES
IP Rating	IP40 o IP65	
Protection type	Class III	
Operating temperature	-10 °C to +40 °C	
Storage temperature	0°C to +60 °C	
Max. relative humidity	80% (without condensation)	
Body material	Anodized aluminum	
Side cover material	Anodized aluminum	
Diffuser material	Polycarbonate	
Connection types	M12A, 2m cable, M12A connector with cable	
Standards	RoHs, CE	

Connection

M12A input - Cable	Continuous	Master Continuous - Strobe	Slave Continuous - Strobe
Pin 1 - Brown	+24 Vdc	+24 Vdc	+24 Vdc
Pin 2 - White	Not connected	Trigger NPN	Not connected
Pin 3 - Blue	0 Vdc	0 Vdc	0 Vdc
Pin 4 - Black	Not connected	Trigger PNP	Signal IN - a

M12A Male



Fixings

P00G1 , P00G2, P00G3, P00R1, P00R2, P00R3, P00R4, M6D16

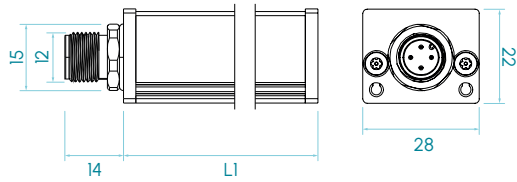
PD



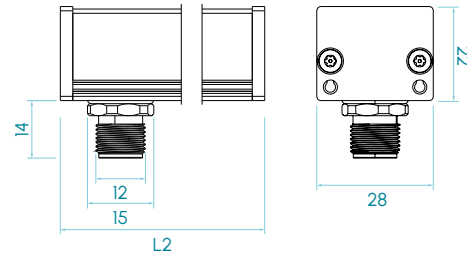
Measures

IP40

M12A axial version

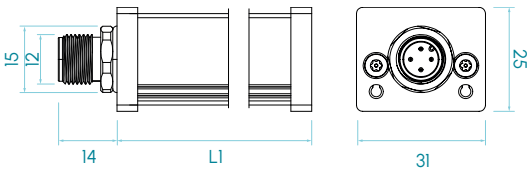


M12A radial version

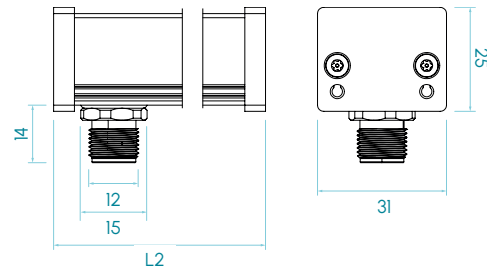


IP65

M12A axial version



M12A radial version

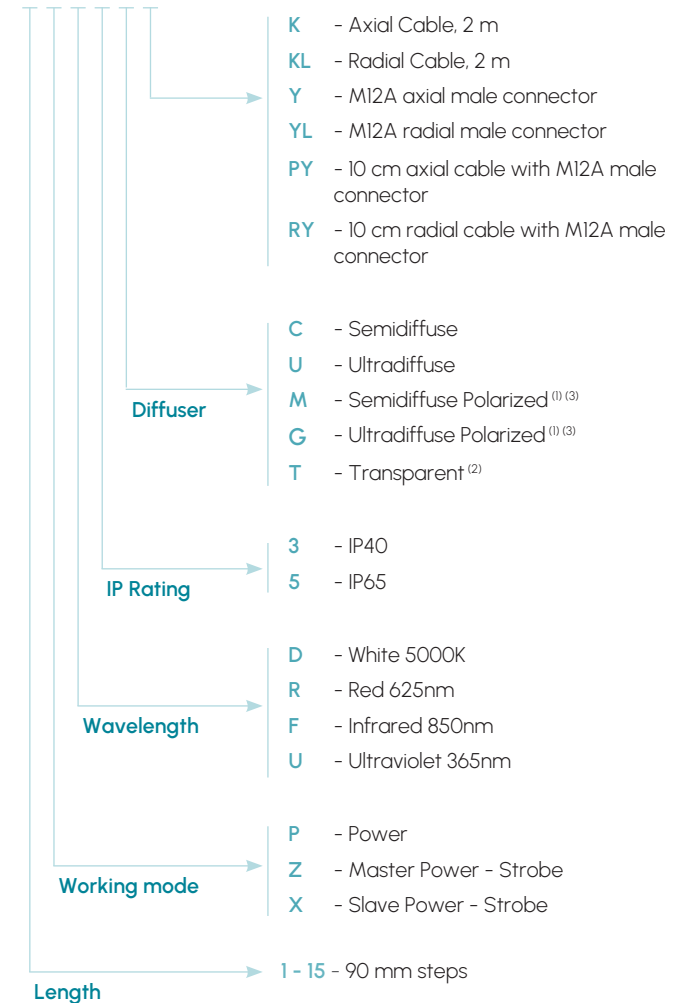


Measures in mm

PD

Selection guide

PD










(1) Polarized Light versions are only available from PDO1 to PDO8, exclusively for D and R wavelengths.

(2) Transparent cover is only available for U wavelength.

(3) Light polarization performs optimally with a clear diffuser; using semi-diffused or ultra-diffused diffusers may compromise polarization.

Linear · PDX Series



24 V DC	MASTER SLAVE	 CASCADABLE	 90 mm INCREMENTAL	CABLE M12A	 MACHINE VISION
CONTINUOUS 1x STROBE 4x	INTEGRATED  CONTROLLER	 POLARIZED	IP40 IP65	36 MONTHS	 EU MADE IN SPAIN

Technical specifications

Power supply voltage	24 Vdc ±5%	
Trigger input	24 Vdc PNP / NPN	
Max. on time	Continuous = unlimited	Strobe = 10 ms
Max. working cycle	Continuous = 1	Strobe = 1/6
Max. consumption Trigger input	1,5 mA	
Max. number of cascadable modules ⁽¹⁾⁽²⁾	Power = 48	Strobe = 12
Wavelength	White	5000K
	Red	625 nm
	Infrared	850 nm
	Ultraviolet	365 nm
Beam angle	Transparent	55°
	Semidiffuse	60°
	Ultradiffuse	110°
Electrical protections	Transient overvoltages	YES
	Polarity reversal	YES
	Current sabilizer	YES
IP Rating	IP40 o IP65	
Protection type	Class III	
Operating temperature	-10°C to +40°C	
Storage temperature	0°C to +60 °C	
Max. relative humidity	80% (without condensation)	
Body material	Anodized aluminum	
Side cover material	Anodized aluminum	
Diffuser material	Polycarbonate	
Connection types	M12A, 2m cable, M12A connector with cable	
Standards	RoHs, CE	

(1) The number representing the length of the luminaire is the number of modules it has.

(2) The infrared model supports twice as many connectable modules.

Connection

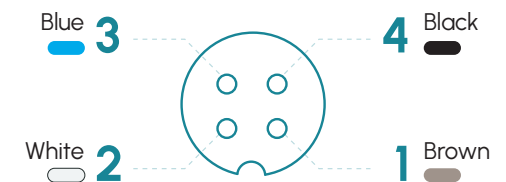
M12A input - Cable	Continuous	Master Continuous - Strobe	Slave Continuous - Strobe
Pin 1 - Brown	+24 Vdc	+24 Vdc	+24 Vdc
Pin 2 - White	Not connected	Trigger NPN	Not connected
Pin 3 - Blue	0 Vdc	0 Vdc	0 Vdc
Pin 4 - Black	Not connected	Trigger PNP	Signal IN - a

M12A output	Continuous	Master Continuous - Strobe	Slave Continuous - Strobe
Pin 1 - Brown	+24 Vdc	+24 Vdc	+24 Vdc
Pin 2 - White	Not connected	Not connected	Not connected
Pin 3 - Blue	0 Vdc	0 Vdc	0 Vdc
Pin 4 - Black	Not connected	Signal OUT - a	Signal OUT - a

M12A Male



M12A Female



Fixings

P00G1 , P00G2, P00G3, P00R1, P00R2, P00R3, P00R4, M6D16

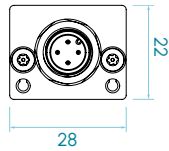
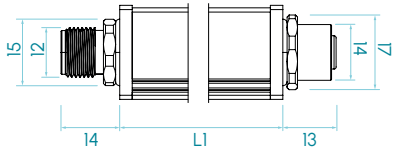
PDX



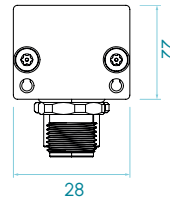
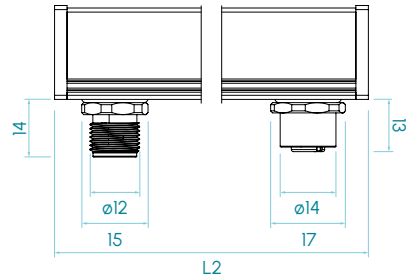
Measures

IP40

M12A axial version

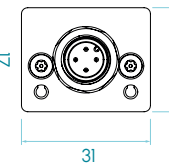
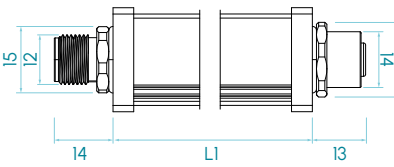


M12A radial version

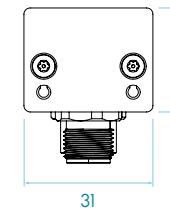
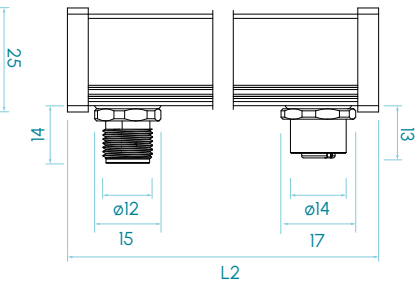


IP65

M12A axial version



M12A radial version



Measures in mm

PDX

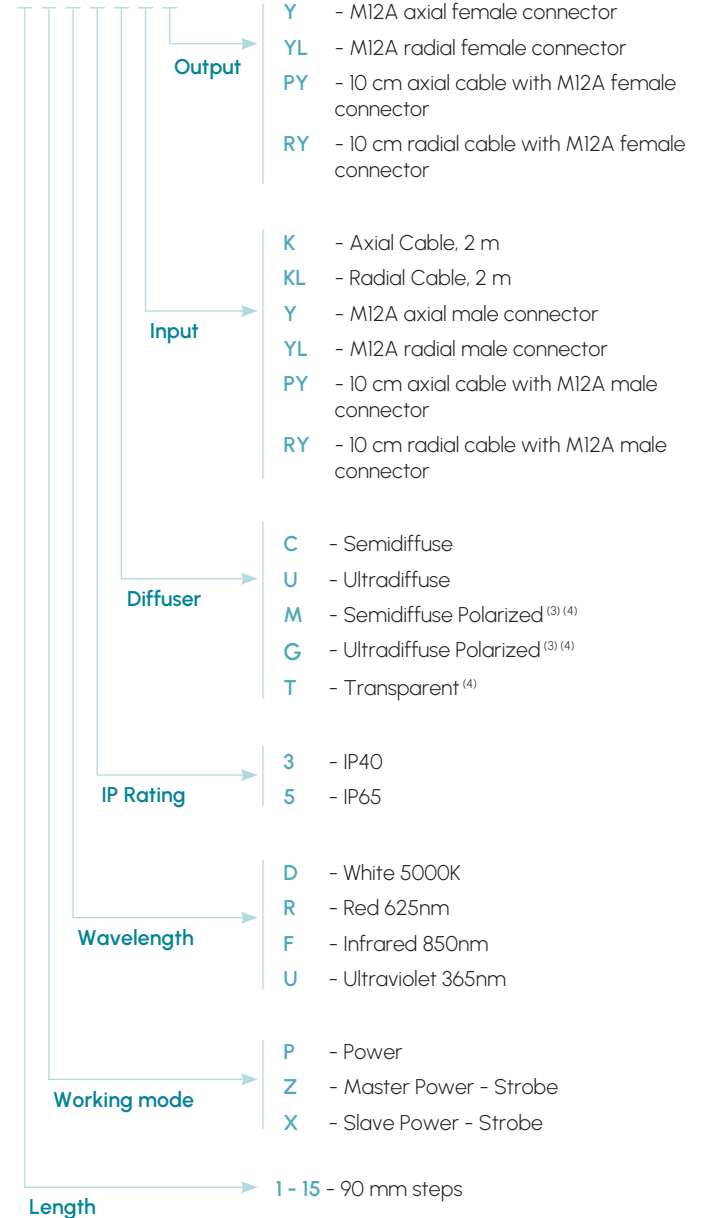
(3) Polarized Light versions are only available from PD01 to PD08, exclusively for D and R wavelengths.

(4) Transparent cover is only available for U wavelength.


(5) Light polarization performs optimally with a clear diffuser; using semi-diffused or ultra-diffused diffusers may affect polarization performance.

Selection guide

PDX



Model PD / PDX · White 5000K



PD

PDX

5000K

WHITE



SEMIDIFFUSE
60°



ULTRADIFFUSE
110°

PHOTOBIOLOGICAL
RISK

RG1 - LOW

60.000h

LIFESPAN

Table of characteristics

	Length	Length	Weight (g)	Luminous flux ⁽⁷⁾ (lm)		Power consumed (W)	
	L1 ⁽⁶⁾	L2 ⁽⁶⁾		CONT.	STROBE	CONT.	STROBE
	(mm)	(mm)					
PD/PDX 01...	120	138	97	304	1216	1,9	7,6
PD/PDX 02...	210	228	145	608	2.432	3,8	15,2
PD/PDX 03...	300	318	193	912	3.648	5,7	22,8
PD/PDX 04...	390	408	241	1.216	4.864	7,6	30,4
PD/PDX 05...	480	498	289	1.520	6.080	9,5	38,0
PD/PDX 06...	570	588	337	1.824	7.296	11,4	45,6
PD/PDX 07...	660	678	385	2.128	8.512	13,3	53,2
PD/PDX 08...	750	768	433	2.432	9.728	15,2	60,8
PD/PDX 09...	840	858	481	2.736	10.944	17,1	68,4
PD/PDX 10...	930	948	529	3.040	12.160	19,0	76,0
PD/PDX 11...	1.020	1.038	577	3.344	13.376	20,9	83,6
PD/PDX 12...	1.110	1.128	625	3.648	14.592	22,8	91,2
PD/PDX 13...	1.200	1.218	673	3.952	-	24,7	-
PD/PDX 14...	1.290	1.308	721	4.256	-	26,6	-
PD/PDX 15...	1.380	1.398	769	4.560	-	28,5	-

(6) Versions with radial input and/or outlet will have length L2, the rest will be L1.

(7) The luminous flux (lm) is before diffuser.

Model PD / PDX · Red 625nm

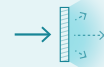


PD

PDX

625nm

ROJO



SEMIDIFUSO
60°



ULTRADIFUSO
110°

RIESGO
FOTOBIOLOGICO
RG1 - BAJO

60.000h

VIDA ÚTIL

Table of characteristics

	Length	Length	Weight (g)	Luminous flux ⁽⁷⁾ (lm)		Power consumed (W)	
	L1 ⁽⁶⁾	L2 ⁽⁶⁾		CONT.	STROBE	CONT.	STROBE
	(mm)	(mm)					
PD/PDX 01...	120	138	97	97	388	1,9	7,6
PD/PDX 02...	210	228	145	194	775	3,8	15,2
PD/PDX 03...	300	318	193	291	1.163	5,7	22,8
PD/PDX 04...	390	408	241	388	1.550	7,6	30,4
PD/PDX 05...	480	498	289	485	1.938	9,5	38,0
PD/PDX 06...	570	588	337	581	2.326	11,4	45,6
PD/PDX 07...	660	678	385	678	2.713	13,3	53,2
PD/PDX 08...	750	768	433	775	3.101	15,2	60,8
PD/PDX 09...	840	858	481	872	3.488	17,1	68,4
PD/PDX 10...	930	948	529	969	3.876	19,0	76,0
PD/PDX 11...	1.020	1.038	577	1.066	4.264	20,9	83,6
PD/PDX 12...	1.110	1.128	625	1.163	4.651	22,8	91,2
PD/PDX 13...	1.200	1.218	673	1.260	-	24,7	-
PD/PDX 14...	1.290	1.308	721	1.357	-	26,6	-
PD/PDX 15...	1.380	1.398	769	1.454	-	28,5	-

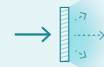
(6) Versions with radial input and/or outlet will have length L2, the rest will be L1.

(7) The luminous flux (lm) is before diffuser.

Model PD / PDX · Infrared 850nm

850nm

INFRARED



SEMIDIFFUSE
60°




ULTRADIFFUSE
110°

PHOTOBIOLOGICAL
RISK

RG1 - LOW

60.000h

LIFESPAN



PD

PDX

Table of characteristics

	Length	Length	Weight	Radiated power ⁽⁷⁾		Power consumed	
	L1 ⁽⁶⁾	L2 ⁽⁶⁾		(W)		(W)	
	(mm)	(mm)		CONT.	STROBE	CONT.	STROBE
PD/PDX 01...	120	138	97	0,4	1,6	1,0	4,0
PD/PDX 02...	210	228	145	0,8	3,2	2,0	8,0
PD/PDX 03...	300	318	193	1,2	4,8	3,0	12,0
PD/PDX 04...	390	408	241	1,6	6,4	4,0	16,0
PD/PDX 05...	480	498	289	2,0	8,0	5,0	20,0
PD/PDX 06...	570	588	337	2,4	9,6	6,0	24,0
PD/PDX 07...	660	678	385	2,8	11,2	7,0	28,0
PD/PDX 08...	750	768	433	3,2	12,8	8,0	32,0
PD/PDX 09...	840	858	481	3,6	14,4	9,0	36,0
PD/PDX 10...	930	948	529	4,0	16,0	10,0	40,0
PD/PDX 11...	1.020	1.038	577	4,4	17,6	11,0	44,0
PD/PDX 12...	1.110	1.128	625	4,8	19,2	12,0	48,0
PD/PDX 13...	1.200	1.218	673	5,2	20,7	13,0	52,0
PD/PDX 14...	1.290	1.308	721	5,6	22,3	14,0	56,0
PD/PDX 15...	1.380	1.398	769	6,0	23,9	15,0	60,0

(6) Versions with radial input and/or outlet will have length L2, the rest will be L1.

(7) The radiated power (W) is before diffuser.

Model PD / PDX · Ultraviolet 365 nm

365nm

ULTRAVIOLET




TRANSPARENT
55°

PHOTOBIOLOGICAL
RISK

RG2 - MEDIUM

15.000h

LIFESPAN



PD

PDX

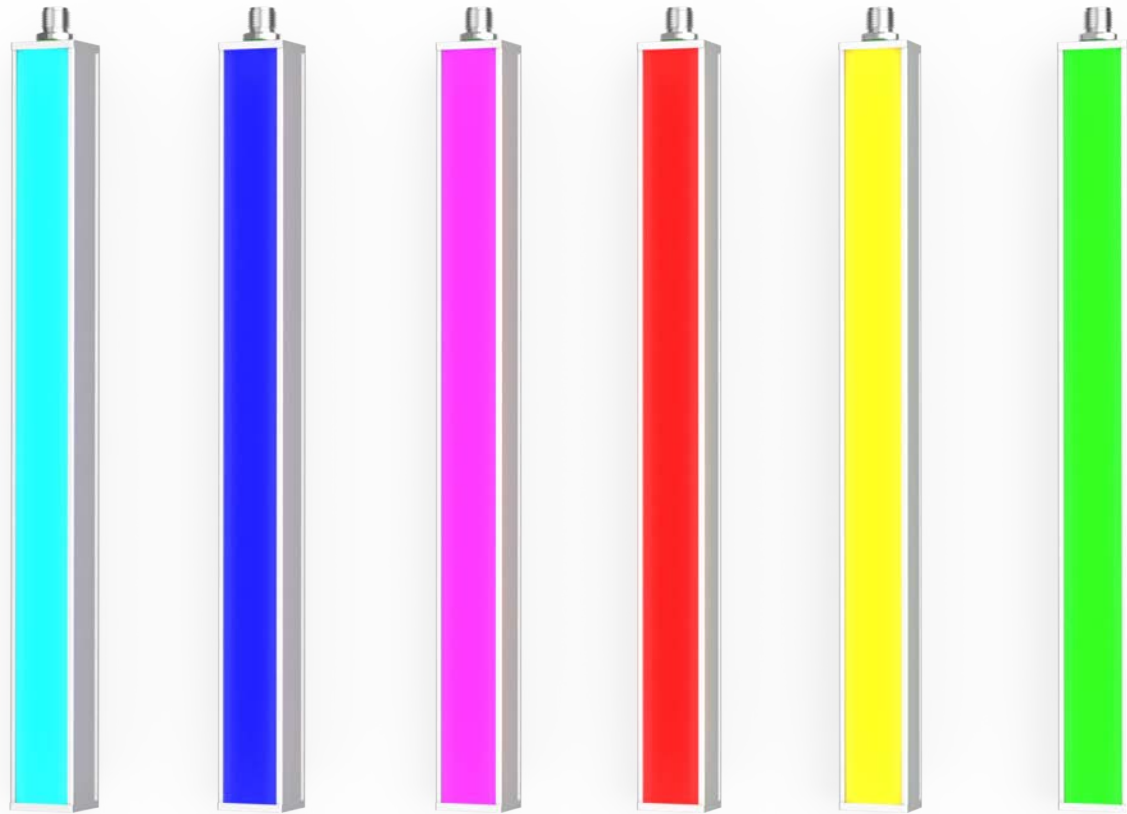
Table of characteristics

	Length	Length	Weight (g)	Radiated power ⁽⁷⁾ (W)		Power consumed (W)	
	L1 ⁽⁶⁾	L2 ⁽⁶⁾		CONT.	STROBE	CONT.	STROBE
	(mm)	(mm)					
PD/PDX 01...	120	138	97	0,9	4	1,9	7,6
PD/PDX 02...	210	228	145	1,9	7,5	3,8	15,2
PD/PDX 03...	300	318	193	2,8	11,2	5,7	22,8
PD/PDX 04...	390	408	241	3,7	14,9	7,6	30,4
PD/PDX 05...	480	498	289	4,7	18,7	9,5	38,0
PD/PDX 06...	570	588	337	5,6	22,4	11,4	45,6
PD/PDX 07...	660	678	385	6,5	26,1	13,3	53,2
PD/PDX 08...	750	768	433	7,5	29,9	15,2	60,8
PD/PDX 09...	840	858	481	8,4	33,6	17,1	68,4
PD/PDX 10...	930	948	529	9,3	37,3	19,0	76,0
PD/PDX 11...	1.020	1.038	577	10,3	41,0	20,9	83,6
PD/PDX 12...	1.110	1.128	625	11,2	44,8	22,8	91,2
PD/PDX 13...	1.200	1.218	673	12,1	-	24,7	-
PD/PDX 14...	1.290	1.308	721	13,1	-	26,6	-
PD/PDX 15...	1.380	1.398	769	14,0	-	28,5	-

(6) Versions with radial input and/or outlet will have length L2, the rest will be L1.

(7) The radiated power (W) is before diffuser.

Linear · PD Series RGB



24 V
DC

PWM
DIMABLE

NOT
CASCADABLE

90 mm
INCREMENTAL

CABLE
M12A

POLARIZED

RGB

MACHINE VISION

SIGNALING

IP40
IP65

36
MONTHS

MADE IN SPAIN

CLASS III

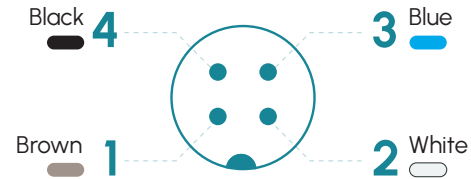
Technical specifications

Power supply voltage	24 Vdc \pm 5%	
Polarity	Positiva PNP (common: 0 Vdc)	
PWM regulation (Max 25 KHz)	min. 0%	max. 100%
Max. number of cascadable modules	This luminaire is not cascadable	
Electrical protections	Transient overvoltages	YES
	Polarity reversal	YES
	Current sabilizer	YES
Beam angle	Semidiffuse	60°
	Ultradiffuse	110°
Wavelength	R = 625 nm G = 520 nm B = 465 nm	
IP Rating	IP40 o IP65	
Protection type	Class III	
Operating temperature	-10 °C to +40 °C	
Storage temperature	0°C to +60 °C	
Max. relative humidity	80% (without condensation)	
Body material	Anodized aluminum	
Side cover material	Anodized aluminum	
Diffuser material	Polycarbonate	
Connection types	M12A, 2m cable, M12A connector with cable	
Standards	RoHs, CE	

Connection

M12A input - Cable	Power
Pin 1 - Brown	+24 Vdc (Green)
Pin 2 - White	+24 Vdc (Blue)
Pin 3 - Blue	0 Vdc
Pin 4 - Black	+24 Vdc (Red)

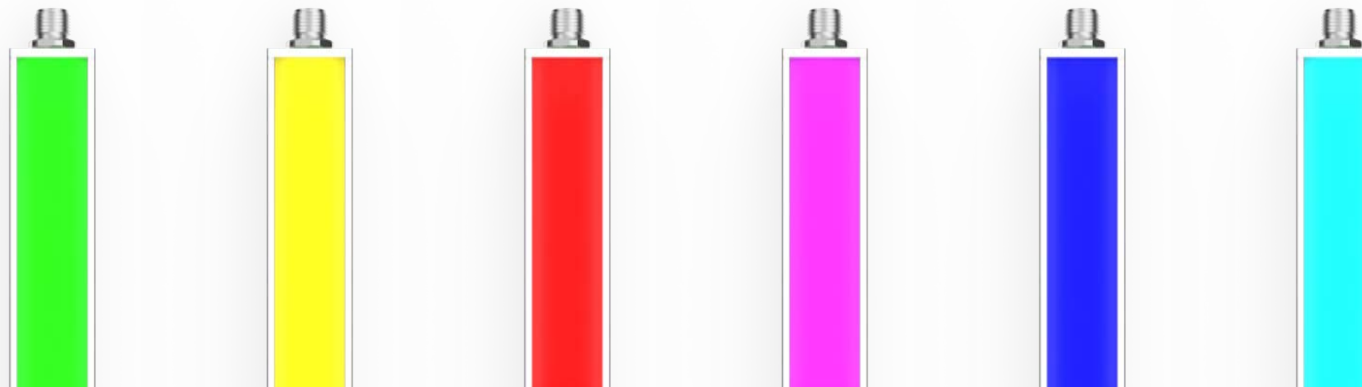
M12A Male



Fixings

P00G1 , P00G2, P00G3, P00R1, P00R2, P00R3, P00R4, M6D16

PD

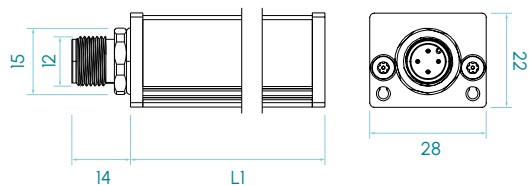


RGB

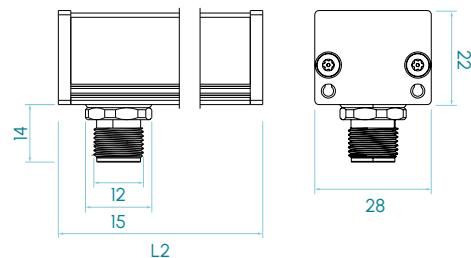
Measures

IP40

M12A axial version

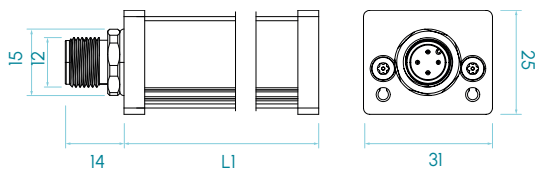


M12A radial version

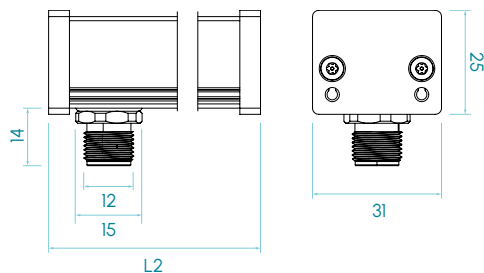


IP65

M12A axial version



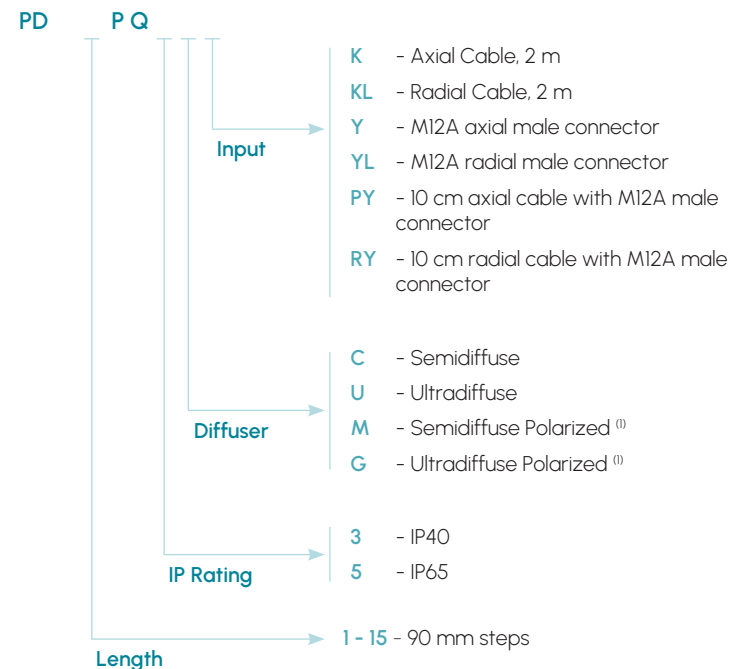
M12A radial version



Measures in mm


RGB

Selection guide



(1) Light polarization performs optimally with a clear diffuser; using semi-diffused or ultra-diffused diffusers may affect polarization performance.

Linear · PDX Series RGB



24 V DC

PWM DIMABLE

CASCADABLE

90 mm INCREMENTAL

CABLE M12A

POLARIZED

RGB

MACHINE VISION

SIGNALING

IP40 IP65

36 MONTHS

MADE IN SPAIN

CLASS III

Technical specifications

Power supply voltage	24 Vdc \pm 5%	
Polarity	Positiva PNP (common: 0 Vdc)	
PWM regulation (Max 25 KHz)	min. 0%	max. 100%
Max. number of cascadable modules	44 modules	
Electrical protections	Transient overvoltages	YES
	Polarity reversal	YES
	Current sabilizer	YES
Beam angle	Semidiffuse	60°
	Ultradiffuse	110°
Wavelength	R = 625 nm G = 520 nm B = 465 nm	
IP Rating	IP40 o IP65	
Protection type	Class III	
Operating temperature	-10 °C to +40 °C	
Storage temperature	0°C to +60 °C	
Max. relative humidity	80% (without condensation)	
Body material	Anodized aluminum	
Side cover material	Anodized aluminum	
Diffuser material	Polycarbonate	
Connection types	M12A, 2m cable, M12A connector with cable	
Standards	RoHs, CE	

(1) The number representing the length of the luminaire is the number of modules it has.

Connection

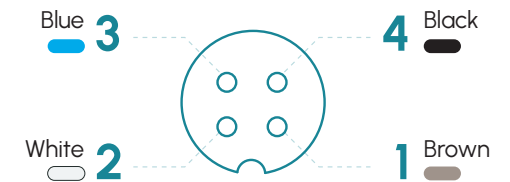
M12A input - Cable	Power
Pin 1 - Brown	+24 Vdc (Green)
Pin 2 - White	+24 Vdc (Blue)
Pin 3 - Blue	0 Vdc
Pin 4 - Black	+24 Vdc (Red)

Output M12A - Cable	Power
Pin 1 - Brown	+24 Vdc (Green)
Pin 2 - White	+24 Vdc (Blue)
Pin 3 - Blue	0 Vdc
Pin 4 - Black	+24 Vdc (Red)

M12A Male



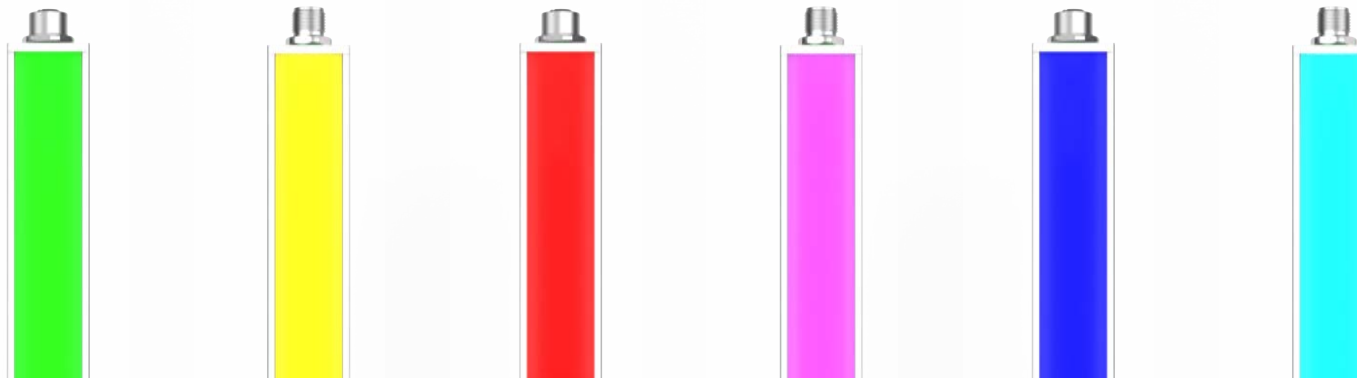
M12A Female



Fixings

P00G1 , P00G2, P00G3, P00R1, P00R2, P00R3, P00R4, M6D16

PDX

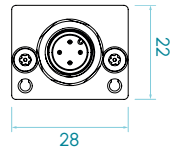
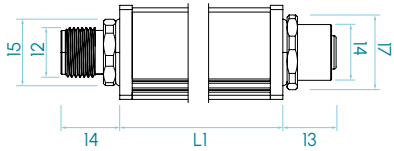


RGB

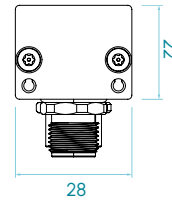
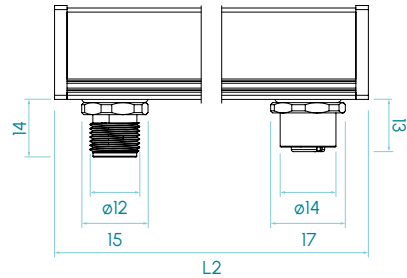
Measures

IP40

M12A axial version

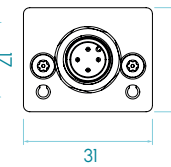
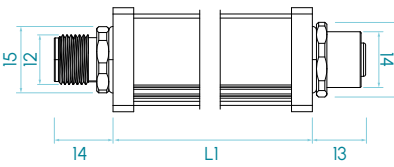


M12A radial version


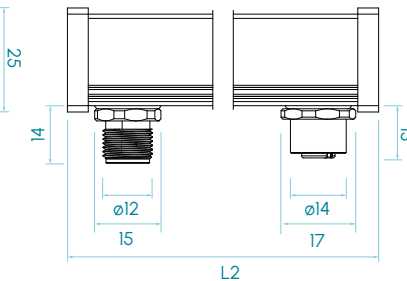


IP65

M12A axial version



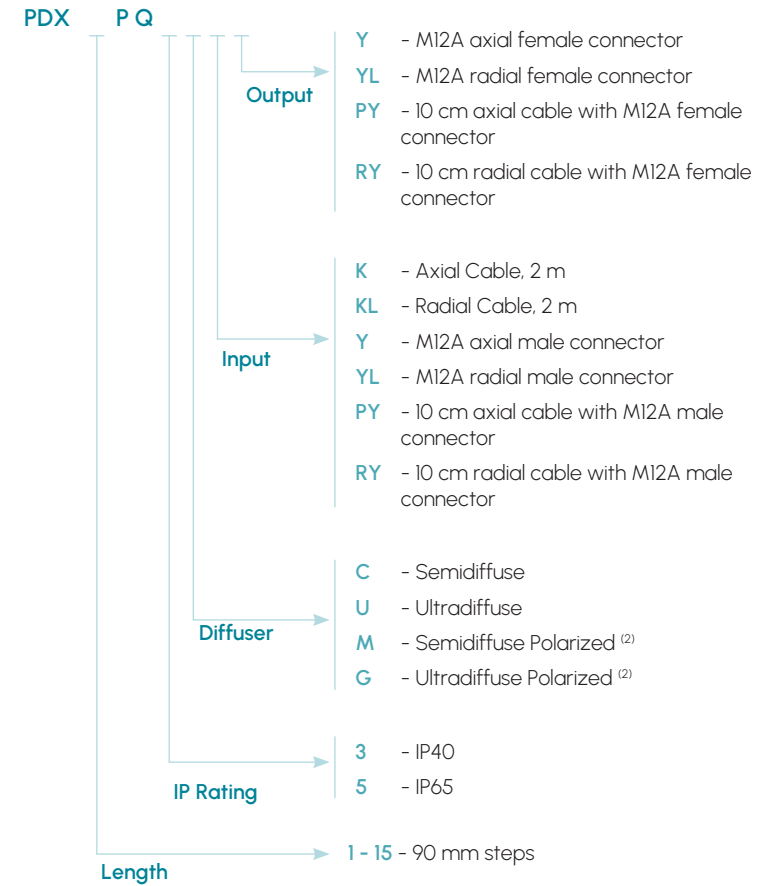
M12A radial version



Measures in mm

RGB

Selection guide



(2) Light polarization performs optimally with a clear diffuser; using semi-diffused or ultra-diffused diffusers may affect polarization performance.

Model RGB · PD / PDX


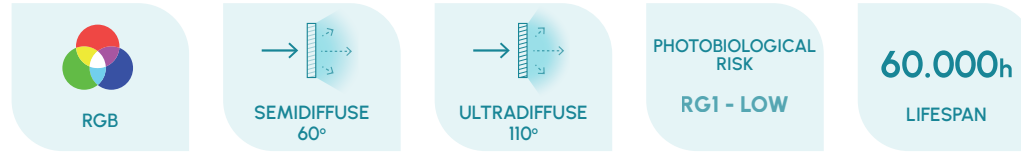


Table of characteristics

	Length	Length	Weight	Luminous flux ⁽⁴⁾			Power consumed
	L1 ⁽³⁾	L2 ⁽³⁾		(lm)			
	(mm)	(mm)	(g)	R	G	B	(W)
PD/PDX 01...	120	138	97	10	26	7	1,8
PD/PDX 02...	210	228	145	19	52	14	3,6
PD/PDX 03...	300	318	193	29	77	22	5,4
PD/PDX 04...	390	408	241	38	103	29	7,2
PD/PDX 05...	480	498	289	48	129	36	9,0
PD/PDX 06...	570	588	337	58	155	43	10,8
PD/PDX 07...	660	678	385	67	181	50	12,6
PD/PDX 08...	750	768	433	77	206	58	14,4
PD/PDX 09...	840	858	481	86	232	65	16,2
PD/PDX 10...	930	948	529	96	258	72	18,0
PD/PDX 11...	1.020	1.038	577	106	284	79	19,8
PD/PDX 12...	1.110	1.128	625	115	310	86	21,6
PD/PDX 13...	1.200	1.218	673	125	335	94	23,4
PD/PDX 14...	1.290	1.308	721	134	361	101	25,2
PD/PDX 15...	1.380	1.398	769	144	387	108	27,0

(3) The versions with radial input and/or output will have as length L2, the rest will be L1.

(4) Luminous flux (lm) is before diffuser.

Linear Series

FD & FDX

The Linear FD and FDX series (cascadable version) has a larger dissipation surface, the FD and FDX series operates at twice the power of the PD and PDX series.

The F series has a variety of mounting options, both stainless steel and ABS, fixed and rotating mountings.

It is available in several colour options: white (5000K), red (625 nm), infrared (850 nm), ultraviolet (385 nm). These electronics also feature a strobe function, allowing operation at up to 4 times the rated power for up to 10 ms.

The Linear FD and FDX series is particularly suitable for applications requiring high light uniformity, ensuring accurate and consistent results in machine vision applications.


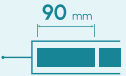




In addition, the series offers two lens options: a semi-diffuse lens with an aperture of 60° and an ultra-diffuse lens with an aperture of 110°, allowing it to adapt to different illumination needs.

For added versatility, a polarising filter can be incorporated, and the series is available in three different levels of waterproofing: IP40, IP54 and IP65, with multiple inlet and outlet options to meet various installation and protection requirements.



Linear · FD Series



24 V DC	MASTER SLAVE	 NOT CASCADABLE	 90 mm INCREMENTAL	CABLE M12A	 MACHINE VISION
CONTINUOUS 1x STROBE 2x	INTEGRATED  CONTROLLER	 POLARIZED	IP40 IP65	36 MONTHS	 MADE IN SPAIN

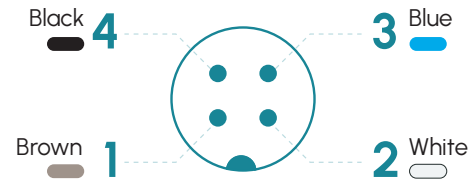
Technical specifications

Power supply voltage	24 Vdc \pm 5%	
Trigger input	24 Vdc PNP / NPN	
Max. on time	Continuous = unlimited	Strobe = 10 ms
Max. working cycle	Continuous = 1	Strobe = 1/6
Max. consumption Trigger input	1,5 mA	
Max. number of cascadable modules	This luminaire is not cascadable	
Wavelength	White	5000 K
	Red	625 nm
	Infrared	850 nm
	Ultraviolet	365 nm
Beam angle	Transparente	55°
	Semidifuso	60°
	Ultradifuso	110°
Electrical protections	Transient overvoltages	YES
	Polarity reversal	YES
	Current sablizer	YES
IP Rating	IP40 o IP65	
Protection type	Class III	
Operating temperature	-10 °C to +40 °C	
Storage temperature	0°C to +60 °C	
Max. relative humidity	80% (without condensation)	
Body material	Anodized aluminum	
Side cover material	Anodized aluminum	
Diffuser material	Polycarbonate	
Connection types	M12A, 2m cable, M12A connector with cable	
Standards	RoHs, CE	

Connection

M12A input - Cable	Continuous	Master Continuous - Strobe	Slave Continuous - Strobe
Pin 1 - Brown	+24 Vdc	+24 Vdc	+24 Vdc
Pin 2 - White	Not connected	Trigger NPN	Not connected
Pin 3 - Blue	0 Vdc	0 Vdc	0 Vdc
Pin 4 - Black	Not connected	Trigger PNP	Signal IN - a

M12A Male



Fixings

F00G2, F00G4, F00R1, M6D16

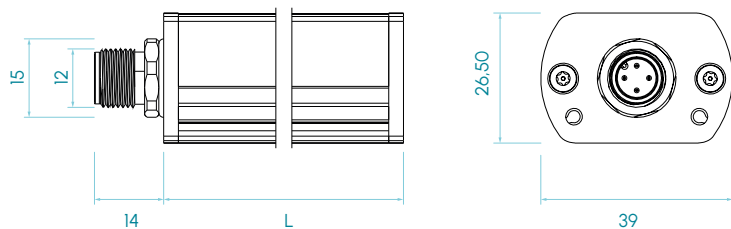
FD



Measures

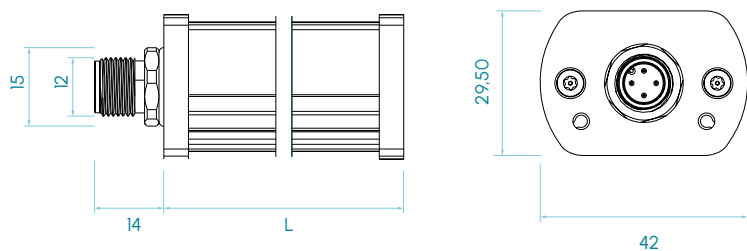
IP40

M12A axial version



IP65

M12A axial version

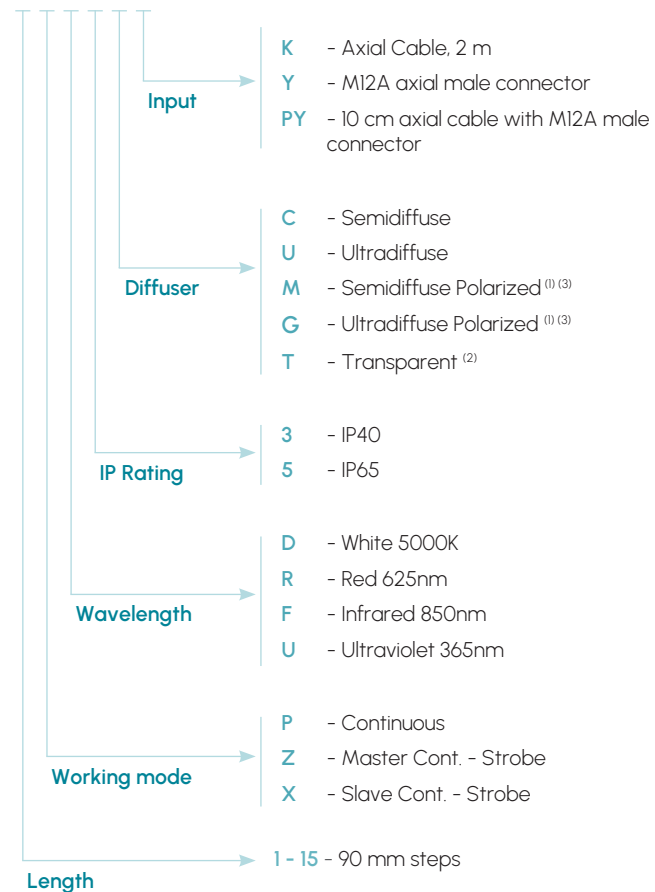


Measures in mm

FD

Selection guide

FD




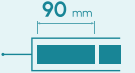




(1) Polarized Light versions are only available from PDO1 to PDO8, exclusively for D and R wavelengths.

(2) Transparent cover is only available for U wavelength.

(3) Light polarization performs optimally with a clear diffuser; using semi-diffused or ultra-diffused diffusers may compromise polarization.

Linear · FDX Series



24 V DC	MASTER SLAVE	 CASCADABLE	 90 mm INCREMENTAL	CABLE M12A	 MACHINE VISION
CONTINUOUS 1x STROBE 2x	INTEGRATED  CONTROLLER	 POLARIZED	IP40 IP65	36 MONTHS	 EU MADE IN SPAIN

Technical specifications

Power supply voltage	24 Vdc ±5%	
Trigger input	24 Vdc PNP / NPN	
Max. on time	Continuous = unlimited	Strobe = 10 ms
Max. working cycle	Continuous = 1	Strobe = 1/6
Max. consumption Trigger input	1,5 mA	
Max. number of cascadable modules	Power = 24	Strobe = 12
Wavelength	White	5000 K
	Red	625 nm
	Infrared	850 nm
	Ultraviolet	365 nm
Beam angle	Semidiffuse	60°
	Ultradiffuse	110°
Electrical protections	Transient overvoltages	YES
	Polarity reversal	YES
	Current sablizer	YES
IP Rating	IP40 o IP65	
Protection type	Class III	
Operating temperature	-10°C to +40°C	
Storage temperature	0°C to +60 °C	
Max. relative humidity	80% (without condensation)	
Body material	Anodized aluminum	
Side cover material	Anodized aluminum	
Diffuser material	Polycarbonate	
Connection types	M12A, 2m cable, M12A connector with cable	
Standards	RoHs, CE	

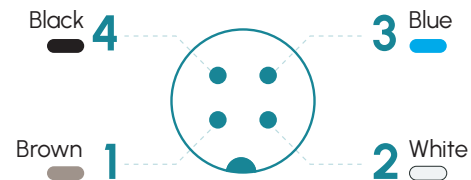
(1) The number representing the length of the luminaire is the number of modules it has.
 (2) The infrared model supports twice as many connectable modules.

Connection

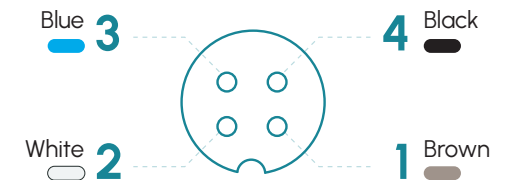
M12A input - Cable	Continuous	Master Continuous - Strobe	Slave Continuous - Strobe
Pin 1 - Brown	+24 Vdc	+24 Vdc	+24 Vdc
Pin 2 - White	Not connected	Trigger NPN	Not connected
Pin 3 - Blue	0 Vdc	0 Vdc	0 Vdc
Pin 4 - Black	Not connected	Trigger PNP	Signal IN - a

M12A output	Continuous	Master Continuous - Strobe	Slave Continuous - Strobe
Pin 1 - Brown	+24 Vdc	+24 Vdc	+24 Vdc
Pin 2 - White	Not connected	Not connected	Not connected
Pin 3 - Blue	0 Vdc	0 Vdc	0 Vdc
Pin 4 - Black	Not connected	Signal OUT - a	Signal OUT - a

M12A Male



M12A Female



Fixings

F00G2, F00G4, F00R1, M6D16

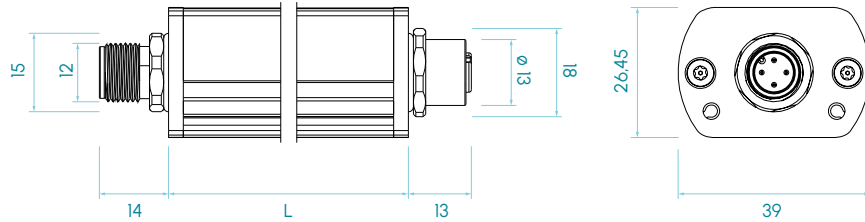
FDX



Measures

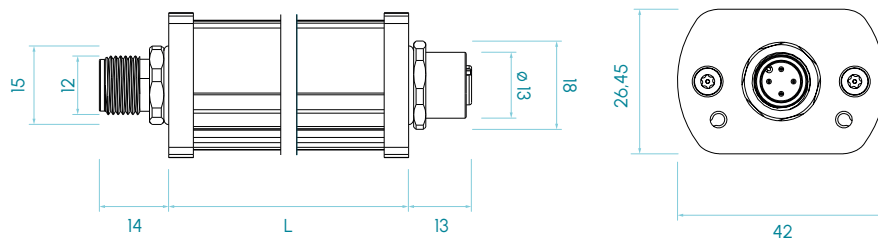
IP40

M12A axial version



IP65

M12A axial version

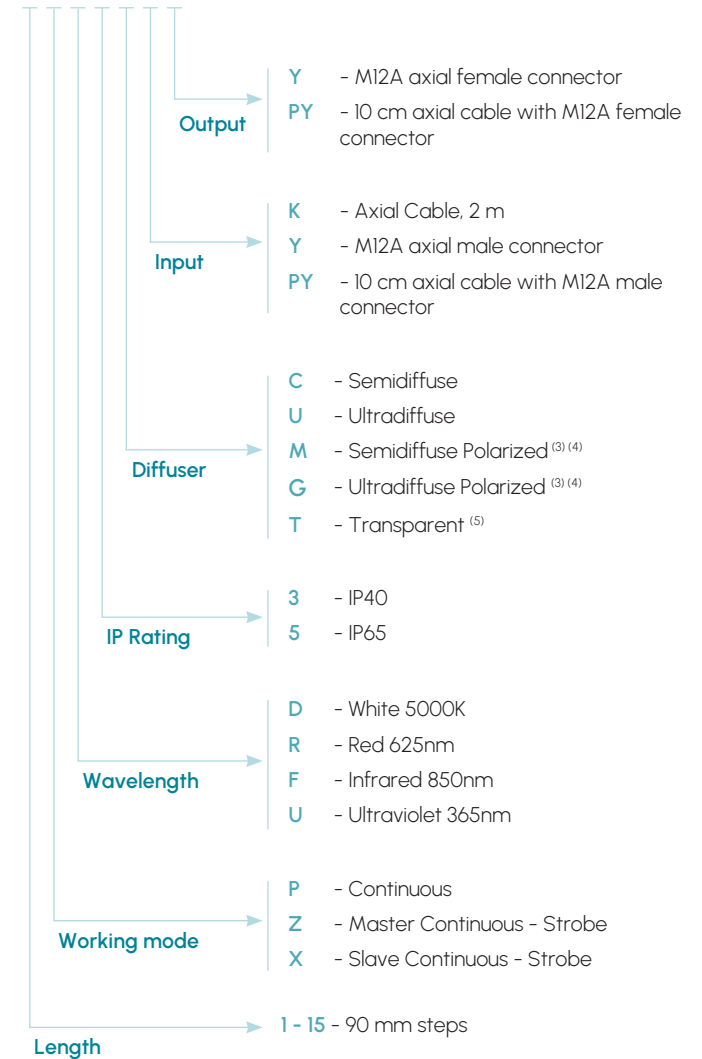


Measures in mm

FDX

Selection guide

FDX



(3) Polarized Light versions are only available from PD01 to PD08, exclusively for D and R wavelengths.

(4) Transparent cover is only available for U wavelength.

(5) Light polarization performs optimally with a clear cover; using semi-diffused or ultra-diffused diffusers may compromise polarization.

Model FD / FDX · White 5000K

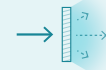


FD

FDX

5000K

WHITE



SEMIDIFFUSE
60°



ULTRADIFFUSE
110°

PHOTOBIOLOGICAL
RISK

RG1 - LOW

60.000h


LIFESPAN

Table of characteristics

	Length L1 (mm)	Weight (g)	Luminous flux ⁽⁶⁾ (lm)		Power consumed (W)	
			CONT.	STROBE	CONT.	STROBE
			FD/FDX 01...	120	256	608
FD/FDX 02...	210	448	1.216	2.432	7,6	15,2
FD/FDX 03...	300	640	1.824	3.648	11,4	22,8
FD/FDX 04...	390	832	2.432	4.864	15,2	30,4
FD/FDX 05...	480	1.024	3.040	6.080	19,0	38,0
FD/FDX 06...	570	1.216	3.648	7.296	22,8	45,6
FD/FDX 07...	660	1.408	4.256	8.512	26,6	53,2
FD/FDX 08...	750	1.600	4.864	9.728	30,4	60,8
FD/FDX 09...	840	1.792	5.472	10.944	34,2	68,4
FD/FDX 10...	930	1.984	6.080	12.160	38,0	76,0
FD/FDX 11...	1.020	2.176	6.688	13.376	41,8	83,6
FD/FDX 12...	1.110	2.368	7.296	14.592	45,6	91,2
FD/FDX 13...	1.200	2.560	7.904	-	49,4	-
FD/FDX 14...	1.290	2.752	8.512	-	53,2	-
FD/FDX 15...	1.380	2.944	9.120	-	57,0	-

(6) Luminous flux (lm) is before diffuser.

Model FD / FDX · Red 625 nm



FD

FDX

625nm

RED



SEMIDIFFUSE
60°



ULTRADIFFUSE
110°

PHOTOBIOLOGICAL
RISK

RG1 - LOW

60.000h

LIFESPAN

Table of characteristics

	Length L1 (mm)	Weight (g)	Luminous flux ⁽⁶⁾ (lm)		Power consumed (W)	
			CONT.	STROBE	CONT.	STROBE
			FD/FDX 01...	120	256	194
FD/FDX 02...	210	448	388	775	7,6	15,2
FD/FDX 03...	300	640	581	1.163	11,4	22,8
FD/FDX 04...	390	832	775	1.550	15,2	30,4
FD/FDX 05...	480	1.024	969	1.938	19,0	38,0
FD/FDX 06...	570	1.216	1.163	2.326	22,8	45,6
FD/FDX 07...	660	1.408	1.357	2.713	26,6	53,2
FD/FDX 08...	750	1.600	1.550	3.101	30,4	60,8
FD/FDX 09...	840	1.792	1.744	3.488	34,2	68,4
FD/FDX 10...	930	1.984	1.938	3.876	38,0	76,0
FD/FDX 11...	1.020	2.176	2.132	4.264	41,8	83,6
FD/FDX 12...	1.110	2.368	2.326	4.651	45,6	91,2
FD/FDX 13...	1.200	2.560	2.519	-	49,4	-
FD/FDX 14...	1.290	2.752	2.713	-	53,2	-
FD/FDX 15...	1.380	2.944	2.907	-	57,0	-

(6) Luminous flux (lm) is before diffuser.

Model FD / FDX · Infrared 850 nm



FD

FDX

850nm

INFRARED



SEMIDIFFUSE
60°



ULTRADIFFUSE
110°

PHOTOBIOLOGICAL
RISK

RG1 - LOW

60.000h

LIFESPAN

Table of characteristics

	Length L1 (mm)	Weight (g)	Radiated power ⁽⁶⁾ (W)		Power consumed (W)	
			CONT.	STROBE	CONT.	STROBE
FD/FDX 01...	120	256	0,8	1,6	2,0	4,0
FD/FDX 02...	210	448	1,6	3,2	4,0	8,0
FD/FDX 03...	300	640	2,4	4,8	6,0	12,0
FD/FDX 04...	390	832	3,2	6,4	8,0	16,0
FD/FDX 05...	480	1.024	4,0	8,0	10,0	20,0
FD/FDX 06...	570	1.216	4,8	9,6	12,0	24,0
FD/FDX 07...	660	1.408	5,6	11,2	14,0	28,0
FD/FDX 08...	750	1.600	6,4	12,8	16,0	32,0
FD/FDX 09...	840	1.792	7,2	14,4	18,0	36,0
FD/FDX 10...	930	1.984	8,0	16,0	20,0	40,0
FD/FDX 11...	1.020	2.176	8,8	17,6	22,0	44,0
FD/FDX 12...	1.110	2.368	9,6	19,2	24,0	48,0
FD/FDX 13...	1.200	2.560	10,4	20,7	26,0	52,0
FD/FDX 14...	1.290	2.752	11,2	22,3	28,0	56,0
FD/FDX 15...	1.380	2.944	12,0	23,9	30,0	60,0

(6) The radiated power (W) is before diffuser.

Model FDX · Ultraviolet 365 nm

365nm

ULTRAVIOLET




TRANSPARENT
55°

PHOTOBIOLOGICAL
RISK

RG2 - MEDIUM

15.000h

LIFESPAN



FD

FDX

Table of characteristics

	Length L1 (mm)	Weight (g)	Radiated power ⁽⁶⁾ (W)		Power consumed (W)	
			CONT.	STROBE	CONT.	STROBE
FD/FDX 01...	120	256	1,9	3,7	3,8	7,6
FD/FDX 02...	210	448	3,7	7,5	7,6	15,2
FD/FDX 03...	300	640	5,6	11,2	11,4	22,8
FD/FDX 04...	390	832	7,5	14,9	15,2	30,4
FD/FDX 05...	480	1.024	9,3	18,7	19,0	38,0
FD/FDX 06...	570	1.216	11,2	22,4	22,8	45,6
FD/FDX 07...	660	1.408	13,1	26,1	26,6	53,2
FD/FDX 08...	750	1.600	14,9	29,9	30,4	60,8
FD/FDX 09...	840	1.792	16,8	33,6	34,2	68,4
FD/FDX 10...	930	1.984	18,7	37,3	38,0	76,0
FD/FDX 11...	1.020	2.176	20,5	41,0	41,8	83,6
FD/FDX 12...	1.110	2.368	22,4	44,8	45,6	91,2
FD/FDX 13...	1.200	2.560	24,3	-	49,4	-
FD/FDX 14...	1.290	2.752	26,1	-	53,2	-
FD/FDX 15...	1.380	2.944	28,0	-	57,0	-

(6) The radiated power (W) is before diffuser.

Parallel Series P2D

The Paralelo or P2D series consists of two linear PD luminaires strung in parallel.


By means of the anchoring system specially designed for this series, we can give a different inclination to each of the luminaires that make up the ensemble, facilitating the configuration of the light in artificial vision projects.

With our electronics we ensure a long life of the product, without flickering effect and maintaining the luminous flux throughout the life of the product. The wavelength of the LED is available in White, Red, Infrared, Ultraviolet and RGB.

We recommend this type of luminaire for the homogeneous illumination of surfaces and above all where there is a need for dark field lighting, either to highlight edges or differences in the relief of the target piece thanks to its configurable inclination.

Being a product made entirely of aluminium with polycarbonate diffuser with various opening angles available, it ensures high impact resistance and quality finishes.

Finally, by receiving the product pre-assembled, we achieve a reduction in installation costs on site, limiting unforeseen events and the need for additional tools.



Parallel · P2D Series



24 V
DC

NOT
CASCADABLE

CABLE
M12A

MACHINE VISION

POLARIZED

CONTINUOUS 1x
STROBE 4x

INTEGRATED
CONTROLLER

IP40
IP65

36
MONTHS

MADE IN SPAIN

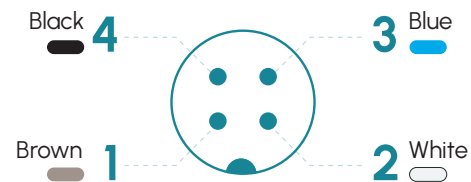
Technical specifications

Power supply voltage	24 Vdc ±5%	
Trigger input	24 Vdc PNP / NPN	
Max. on time	Continuous = unlimited	Strobe = 10 ms
Max. working cycle	Continuous = 1	Strobe = 1/6
Max. consumption Trigger input	1,5 mA	
Max. number of cascadable modules	This luminaire is not cascadable	
Wavelength	White	5000 K
	Red	625 nm
	Infrared	850 nm
	Ultraviolet	365 nm
Beam angle	Transformar	55°
	Semidiffuse	60°
	Ultradiffuse	110°
Electrical protections	Transient overvoltages	YES
	Polarity reversal	YES
	Current sabilizer	YES
IP Rating	IP40 o IP65	
Protection type	Class III	
Operating temperature	-10 °C to +40 °C	
Storage temperature	0°C to +60 °C	
Max. relative humidity	80% (without condensation)	
Body material	Anodized aluminum	
Side cover material	Anodized aluminum	
Diffuser material	Polycarbonate	
Connection types	M12A, 2m cable, M12A connector with cable	
Standards	RoHs, CE	

Connection


M12A input - Cable	Continuous	Master Continuous - Strobe
Pin 1 - Brown	+24 Vdc	+24 Vdc
Pin 2 - White	Not connected	Trigger NPN
Pin 3 - Blue	0 Vdc	0 Vdc
Pin 4 - Black	Not connected	Trigger PNP

M12A Male



Fixings

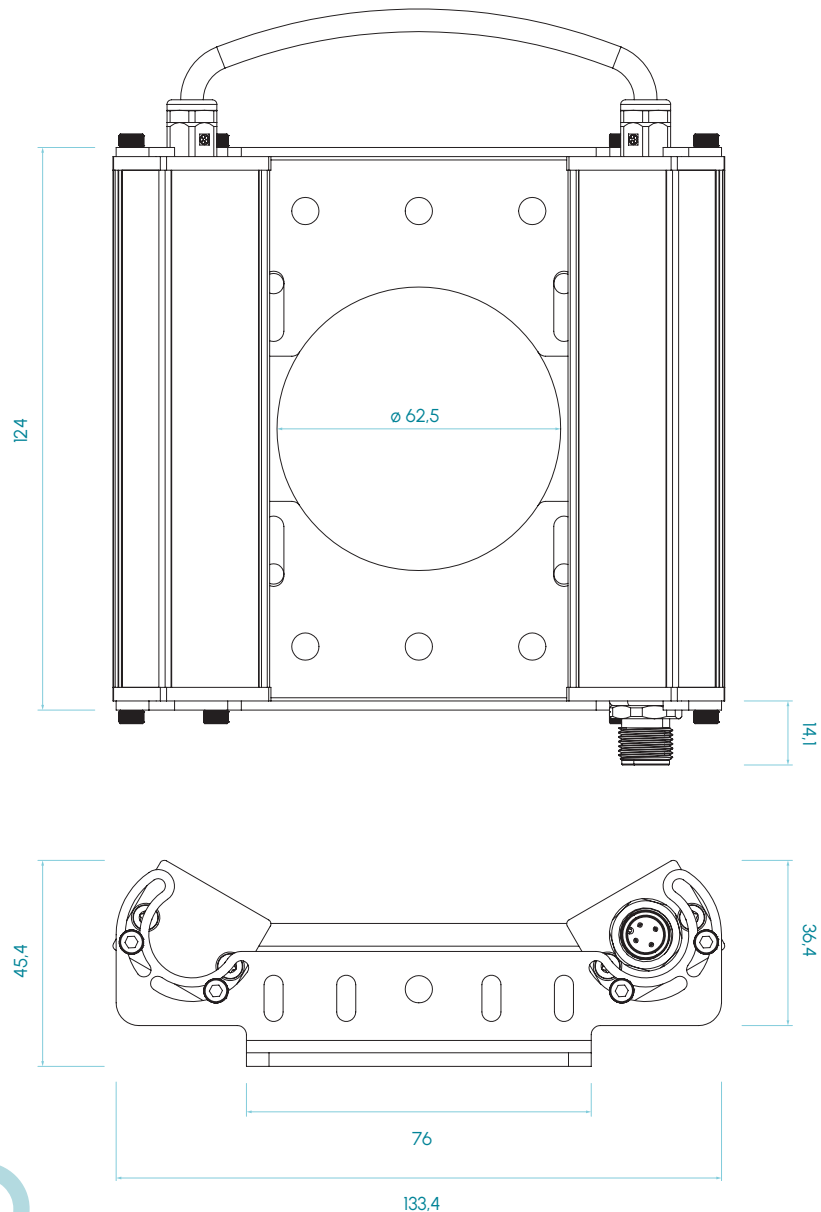
C00F1, P00R2



P2D

Measures

IP40 / IP65

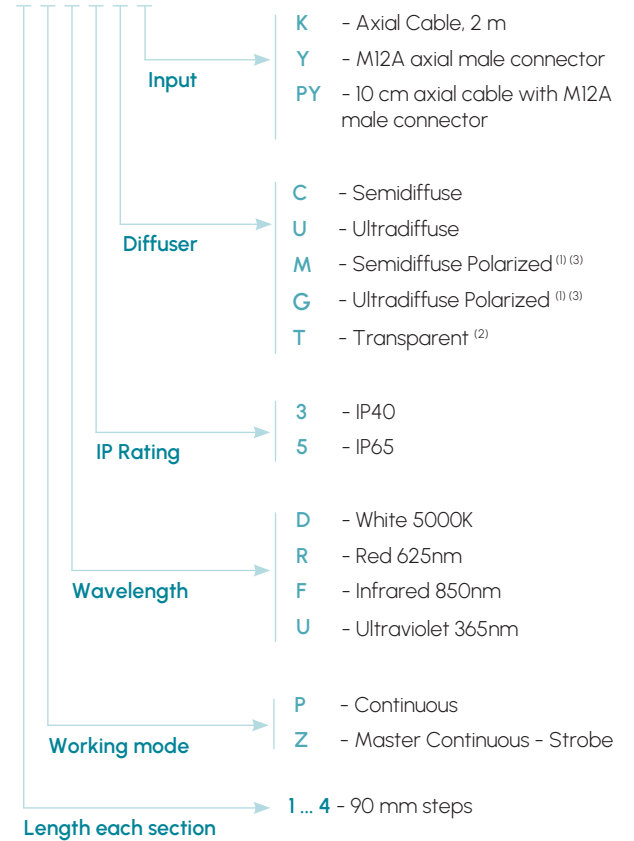


Measures in mm

P2D

Selection guide

P2D



(1) Polarized Light versions are only available from PD01 to PD08, exclusively for D and R wavelengths.

(2) Transparent cover is only available for U wavelength.

(3) Light polarization performs optimally with a clear cover; using semi-diffused or ultra-diffused diffusers may compromise polarization.

Model P2D · White 5000K



5000K

WHITE



SEMI-DIFFUSE
60°



ULTRA-DIFFUSE
110°

PHOTOBIOLOGICAL
RISK

RG1 - LOW

60.000h


LIFESPAN

Table of characteristics

	Width (mm)	Length (mm)	Weight (g)	Luminous flux ⁽⁴⁾ (lm)		Power consumed (W)	
				CONT.	STROBE	CONT.	STROBE
				P2D 1...	135	125	430
P2D 2...	135	215	780	1.216	4.864	7,6	30,4
P2D 3...	135	305	1.130	1.824	7.296	11,4	45,6
P2D 4...	135	395	1.480	2.432	9.728	15,2	60,8

(4) The luminous flux (lm) is before diffuser.

Model P2D · Red 625 nm



625nm

RED



SEMI-DIFFUSE
60°



ULTRA-DIFFUSE
110°

PHOTOBIOLOGICAL
RISK

RG1 - LOW

60.000h

LIFESPAN

Table of characteristics

	Width (mm)	Length (mm)	Weight (g)	Luminous flux ⁽⁴⁾ (lm)		Power consumed (W)	
				CONT.	STROBE	CONT.	STROBE
				P2D 1...	135	124	427
P2D 2...	135	215	780	388	1.550	7,6	30,4
P2D 3...	135	305	1.130	581	2.326	11,4	45,6
P2D 4...	135	395	1.480	775	3.101	15,2	60,8

(4) The luminous flux (lm) is before diffuser.

Model P2D · Infrared 850 nm



850nm

INFRARED



SEMIDIFFUSE
60°



ULTRADIFFUSE
110°

PHOTOBIOLOGICAL
RISK

RG1 - LOW

60.000h


LIFESPAN

Table of characteristics

	Width (mm)	Length (mm)	Weight (g)	Radiated power ⁽⁴⁾ (W)		Power consumed (W)	
				CONT.	STROBE	CONT.	STROBE
P2D 2...	135	215	780	1,6	6,4	4,0	16,0
P2D 3...	135	305	1.130	2,4	9,6	6,0	24,0
P2D 4...	135	395	1.480	3,2	12,8	8,0	32,0

(4) The radiated power (W) is before the diffuser.

Model P2D · Ultraviolet 365 nm



365nm

ULTRAVIOLET



TRANSPARENT
55°

PHOTOBIOLOGICAL
RISK

RG2 - MEDIUM

15.000h

LIFESPAN



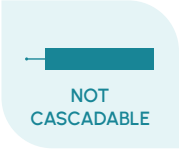
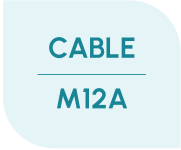








Table of characteristics

	Width (mm)	Length (mm)	Weight (g)	Radiated power ⁽⁴⁾ (W)		Power consumed (W)	
				CONT.	STROBE	CONT.	STROBE
				P2D 1...	135	124	427
P2D 2...	135	215	780	3,7	14,9	7,6	30,4
P2D 3...	135	305	1.130	5,6	22,4	11,4	45,6
P2D 4...	135	395	1.480	7,5	29,9	15,2	60,8

(4) The radiated power (W) is before the diffuser.

Parallel · P2D Series RGB



 <p>24 V DC</p>	 <p>PWM DIMABLE</p>	 <p>NOT CASCADABLE</p>	 <p>CABLE M12A</p>	 <p>RGB</p>	 <p>POLARIZED</p>
 <p>MACHINE VISION</p>	 <p>SIGNALING</p>	 <p>IP40 IP65</p>	 <p>CLASS III</p>	 <p>36 MONTHS</p>	 <p>EU MADE IN SPAIN</p>

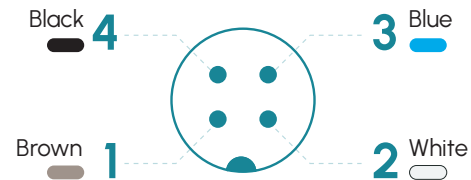
Technical specifications

Power supply voltage	24 Vdc ±5%	
Polarity	Positiva PNP (common: 0 Vdc)	
PWM regulation (Max 25 KHz)	min. 0%	max. 100%
Max. number of cascadable modules	This luminaire is not cascadable	
Electrical protections	Transient overvoltages	YES
	Polarity reversal	YES
	Current sablizer	YES
Beam angle	Semidiffuse	60°
	Ultradiffuse	110°
Wavelength	R = 625 nm G = 520 nm B = 465 nm	
IP Rating	IP40 o IP65	
Protection type	Class III	
Operating temperature	-10 °C to +40 °C	
Storage temperature	0°C to +60 °C	
Max. relative humidity	80% (without condensation)	
Body material	Anodized aluminum	
Side cover material	Anodized aluminum	
Diffuser material	Polycarbonate	
Connection types	M12A, 2m cable, M12A connector with cable	
Standards	RoHs, CE	

Connection

M12A input - Cable	Power
Pin 1 - Brown	+24 Vdc (Green)
Pin 2 - White	+24 Vdc (Blue)
Pin 3 - Blue	0 Vdc
Pin 4 - Black	+24 Vdc (Red)

M12A Male



Fixings

C00F1, P00R2

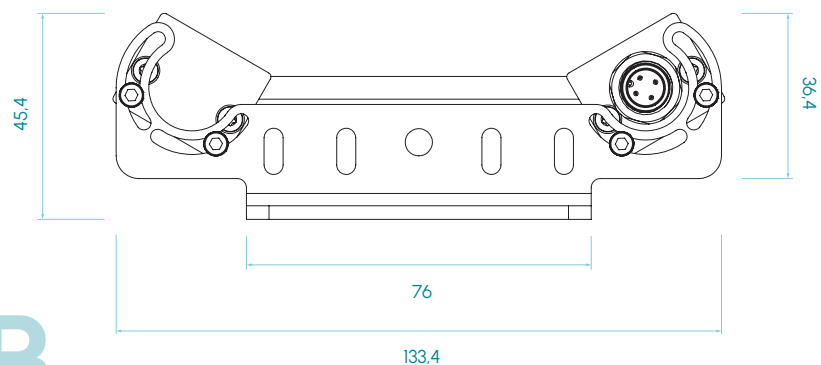
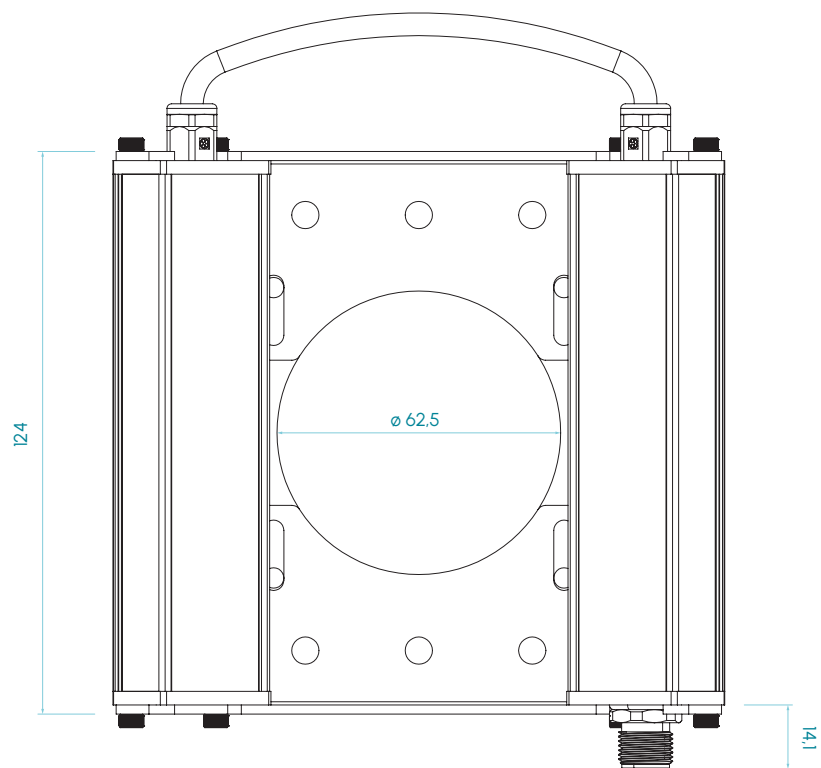


P2D

RGB

Measures

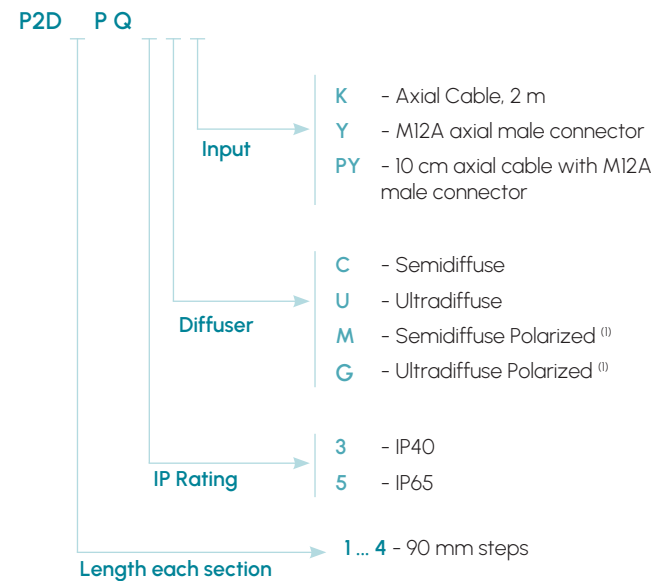
IP40 / IP65



Measures in mm

RGB

Selection guide



(1) Light polarization performs optimally with a clear diffuser; using semi-diffused or ultra-diffused diffusers may affect polarization performance.

Model P2D · RGB


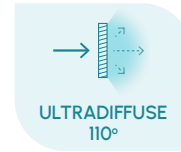
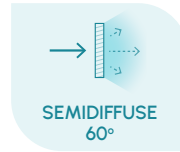


Table of characteristics

	Width (mm)	Length (mm)	Weight (g)	Luminous flux ⁽²⁾ (lm)			Power consumed (W)
				R	G	B	
P2D 1...	135	124	427	19	52	14	3,6
P2D 2...	135	215	780	38	103	29	7,2
P2D 3...	135	305	1.130	58	155	43	10,8
P2D 4...	135	395	1.480	77	206	58	14,4

RGB

(2) The luminous flux (lm) is before diffuser.

Triangular Series

P3D

The Triangular or P3D series consists of three linear PD luminaires, both fed by a single input.

By means of the anchoring system specially designed for this series, we can give a different inclination to each of the luminaires that make up the set, facilitating the configuration of the light in artificial vision projects.

Through our electronics we ensure a long life of the product, without flickering effect and maintaining the luminous flux throughout the life of the product. The wavelength of the LED is available in White, Red, Infrared, Ultraviolet and RGB.


We recommend this type of luminaire for the homogeneous illumination of surfaces and above all where there is a need for dark field lighting, either to highlight edges or differences in the relief of the target piece thanks to its configurable inclination.

Being a product made entirely of aluminium with polycarbonate diffuser with various opening angles available, it ensures high impact resistance and quality finishes.

Finally, by receiving the product pre-assembled, we achieve a reduction in installation costs on site, limiting unforeseen events and the need for additional tools.



Triangular · P3D Series



24 V
DC

NOT
CASCADABLE

90 mm
INCREMENTAL

CABLE
M12A

MACHINE VISION

CONTINUOUS 1x
STROBE 4x

INTEGRATED
CONTROLLER

IP40
IP65

36
MONTHS

MADE IN SPAIN

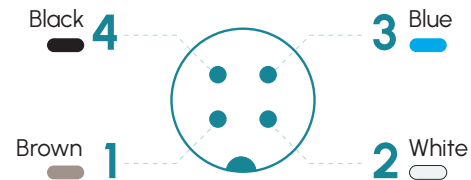
Technical specifications

Power supply voltage	24 Vdc ±5%	
Trigger input	24 Vdc PNP / NPN	
Max. on time	Continuous = unlimited	Strobe = 10 ms
Max. working cycle	Continuous = 1	Strobe = 1/6
Max. consumption Trigger input	1,5 mA	
Max. number of cascadable modules	This luminaire is not cascadable	
Wavelength	White	5000 K
	Red	625 nm
	Infrared	850 nm
	Ultraviolet	365 nm
Beam angle	Transparente	55°
	Semidiffuse	60°
	Ultradiffuse	110°
Electrical protections	Transient overvoltages	YES
	Polarity reversal	YES
	Current sablizer	YES
IP Rating	IP40 o IP65	
Protection type	Class III	
Operating temperature	-10 °C to +40 °C	
Storage temperature	0°C to +60 °C	
Max. relative humidity	80% (without condensation)	
Body material	Anodized aluminum	
Side cover material	Anodized aluminum	
Diffuser material	Polycarbonate	
Connection types	M12A, 2m cable, M12A connector with cable	
Standards	RoHs, CE	

Connection

M12A input - Cable	Continuous	Master Continuous - Strobe
Pin 1 - Brown	+24 Vdc	+24 Vdc
Pin 2 - White	Not connected	Trigger NPN
Pin 3 - Blue	0 Vdc	0 Vdc
Pin 4 - Black	Not connected	Trigger PNP

M12A Male



Fixings

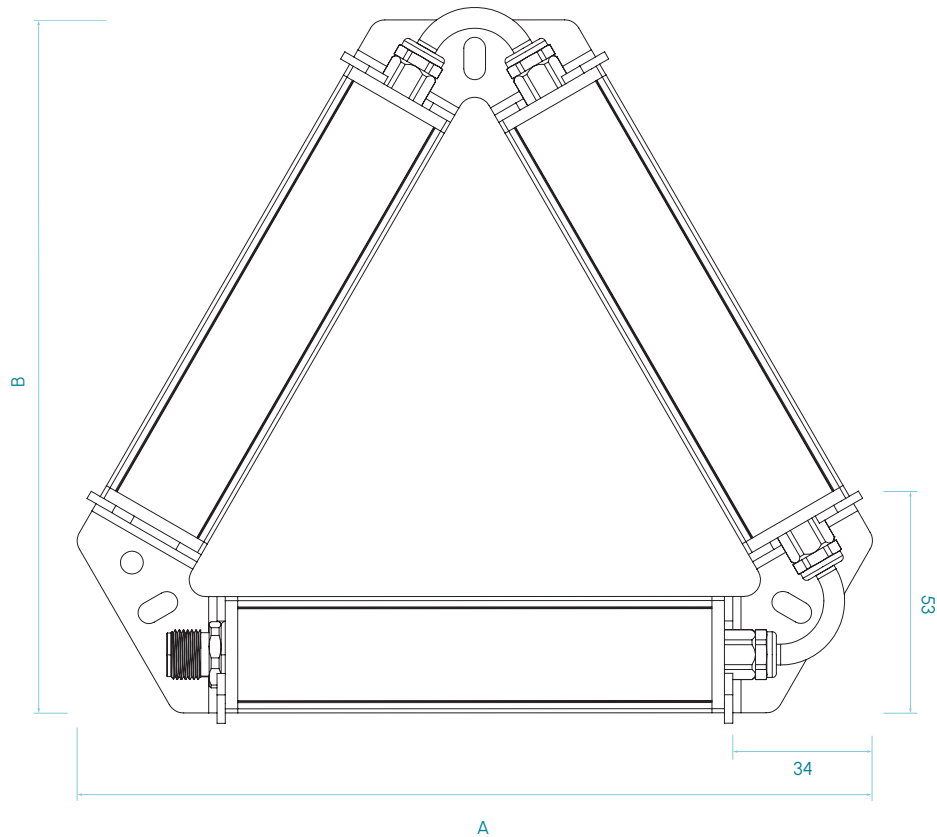
P00R3, M6D16



P3D

Measures

IP40 / IP65

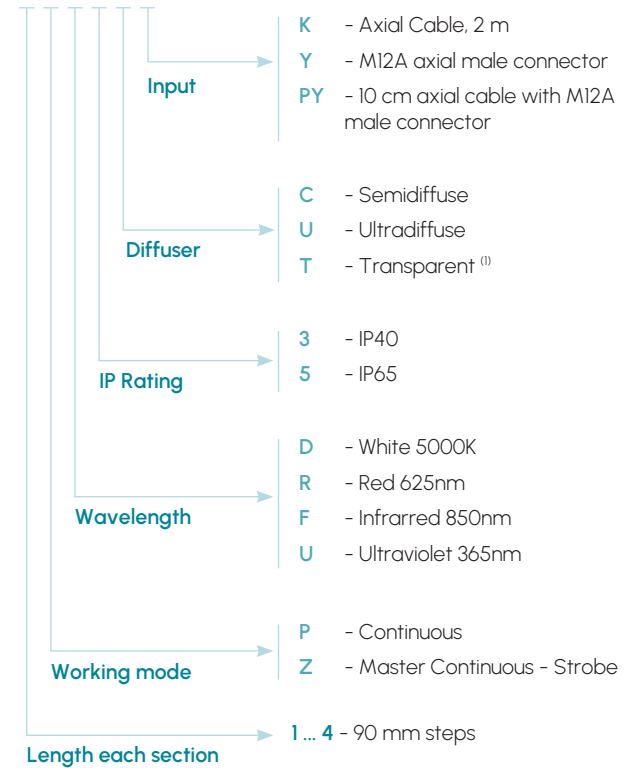


Measures in mm

P3D

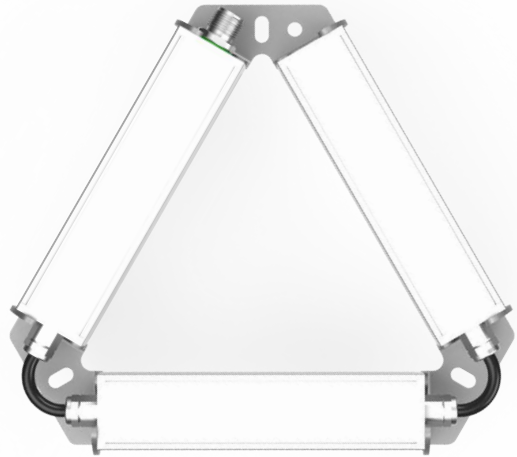
Selection guide

P3D



(1) Diffuser available only for wavelength U.

Model P3D · White 5000K



5000K

WHITE



SEMIDIFFUSE
60°



ULTRADIFFUSE
110°

PHOTOBIOLOGICAL
RISK

RG1 - LOW

60.000h

LIFESPAN

Table of characteristics

	Length	Length	Weight (g)	Luminous flux ⁽¹⁾ (lm)		Power consumed (W)	
	A	B		CONT.	STROBE	CONT.	STROBE
	(mm)	(mm)					
P3D 1...	189	166	382	912	3.648	5,7	22,8
P3D 2...	279	242	526	1.824	7.296	11,4	45,6
P3D 3...	369	320	670	2.736	10.944	17,1	68,4
P3D 4...	459	398	814	3.648	14.592	22,8	91,2

(2) Luminous flux (lm) is before diffuser.

Model P3D · Red 625 nm



625nm

RED



SEMIDIFFUSE
60°



ULTRADIFFUSE
110°

PHOTOBIOLOGICAL
RISK

RG1 - LOW

60.000h


LIFESPAN

Table of characteristics

	Length	Length	Weight (g)	Luminous flux ⁽²⁾ (lm)		Power consumed (W)	
	A	B		CONT.	STROBE	CONT.	STROBE
	(mm)	(mm)					
P3D 1...	189	166	382	291	1.163	5,7	22,8
P3D 2...	279	242	526	581	2.326	11,4	45,6
P3D 3...	369	320	670	872	3.488	17,1	68,4
P3D 4...	459	398	814	1.163	4.651	22,8	91,2

(2) Luminous flux (lm) is before diffuser.

Model P3D · Infrared 850 nm



850nm

INFRARED



SEMIDIFFUSE
60°



ULTRADIFFUSE
110°

PHOTOBIOLOGICAL
RISK

RG1 - LOW

60.000h


LIFESPAN

Table of characteristics

	Length	Length	Weight (g)	Radiated power ⁽²⁾ (W)		Power consumed (W)	
	A	B		CONT.	STROBE	CONT.	STROBE
	(mm)	(mm)					
P3D 1...	189	166	382	1,2	4,8	3,0	12,0
P3D 2...	279	242	526	2,4	9,6	6,0	24,0
P3D 3...	369	320	670	3,6	14,4	9,0	36,0
P3D 4...	459	398	814	4,8	19,2	12,0	48,0

(2) The radiated power (W) is before diffuser.

Model P3D · Ultraviolet 365 nm



365nm

ULTRAVIOLET



TRANSPARENT
55°

PHOTOBIOLOGICAL
RISK

RG2 - MEDIUM

15.000h

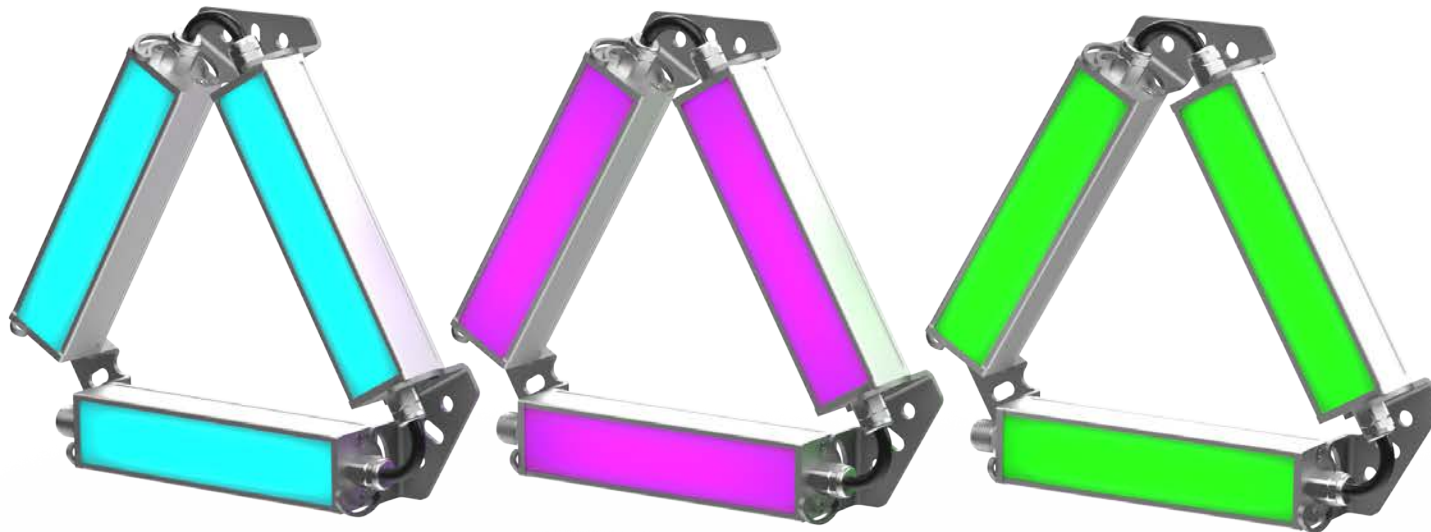
LIFESPAN

Table of characteristics

	Length	Length	Weight (g)	Radiated power ⁽²⁾ (W)		Power consumed (W)	
	A	B		CONT.	STROBE	CONT.	STROBE
	(mm)	(mm)					
P3D 1...	189	166	382	2,8	11,2	5,7	22,8
P3D 2...	279	242	526	5,6	22,4	11,4	45,6
P3D 3...	369	320	670	8,4	33,6	17,1	68,4
P3D 4...	459	398	814	11,2	44,8	22,8	91,2

(2) The radiated power (W) is before diffuser.

Triangular · P3D SERIES RGB



24 V DC	PWM DIMABLE	NOT CASCADABLE	90 mm INCREMENTAL	CABLE M12A	RGB
MACHINE VISION	SIGNALING	IP40 IP65	CLASS III	36 MONTHS	EU MADE IN SPAIN

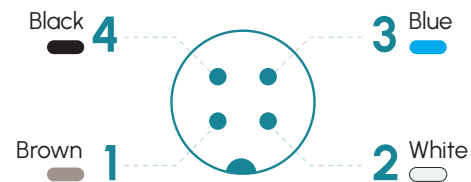
Technical specifications

Power supply voltage	24 Vdc \pm 5%	
Polarity	Positiva PNP (common: 0 Vdc)	
PWM regulation (Max 25 KHz)	min. 0%	max. 100%
Max. number of cascadable modules	This luminaire is not cascadable	
Electrical protections	Transient overvoltages	YES
	Polarity reversal	YES
	Current sablizer	YES
Beam angle	Semidiffuse	60°
	Ultradiffuse	110°
Wavelength	R = 625 nm G = 520 nm B = 465 nm	
IP Rating	IP40 o IP65	
Protection type	Class III	
Operating temperature	-10 °C to +40 °C	
Storage temperature	0°C to +60 °C	
Max. relative humidity	80% (without condensation)	
Body material	Anodized aluminum	
Side cover material	Anodized aluminum	
Diffuser material	Polycarbonate	
Connection types	M12A, 2m cable, M12A connector with cable	
Standards	RoHs, CE	

Connection

M12A input - Cable	Power
Pin 1 - Brown	+24 Vdc (Green)
Pin 2 - White	+24 Vdc (Blue)
Pin 3 - Blue	0 Vdc
Pin 4 - Black	+24 Vdc (Red)

M12A Male



Fixings

P00R3, M6D16

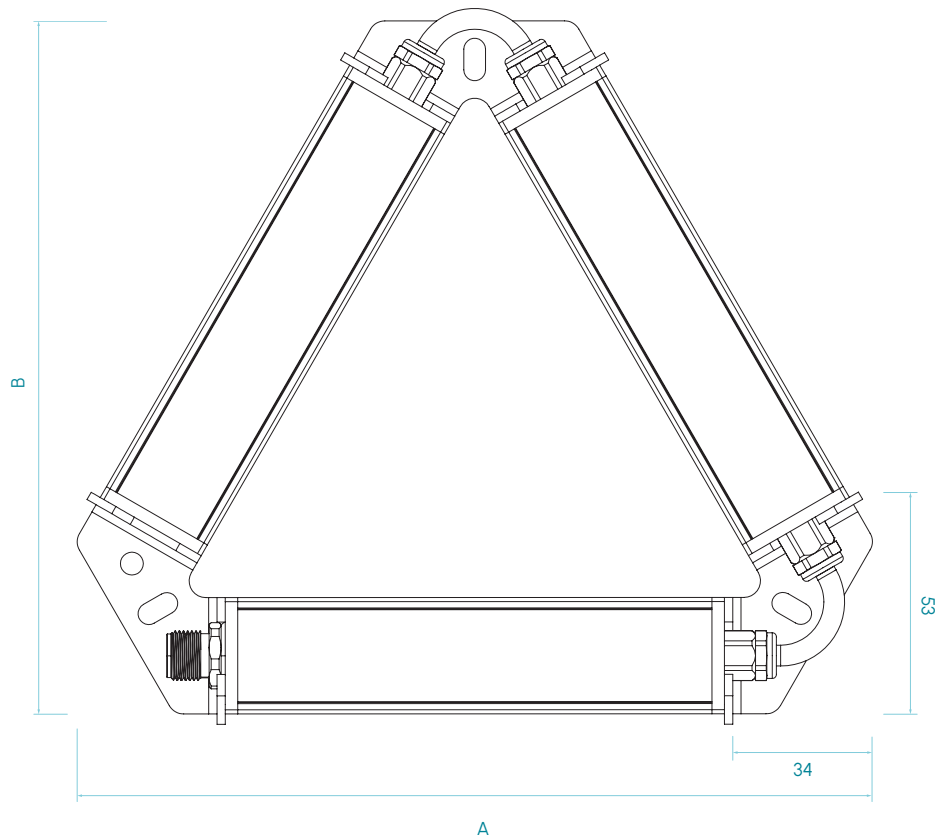


P3D

RGB

Measures

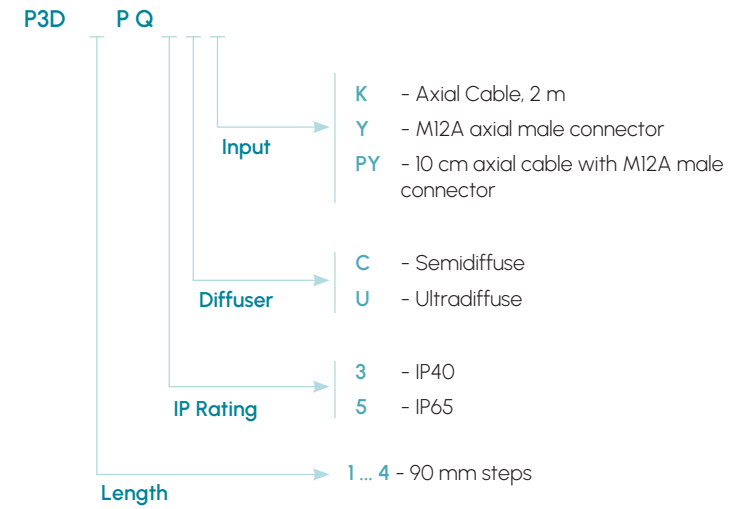
IP40 / IP65



Measures in mm

RGB

Selection guide



Modelos P3D · RGB


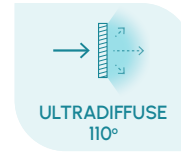
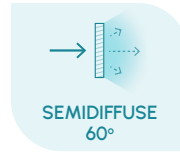




Table of characteristics

	Length	Length	Weight	Luminous flux ⁽¹⁾			Power consumed
	A	B		(lm)			
	(mm)	(mm)	(g)	R	G	B	(W)
P3D 1...	189	166	382	29	77	22	5,4
P3D 2...	279	242	526	58	155	43	10,8
P3D 3...	369	320	670	86	232	65	16,2
P3D 4...	459	398	814	115	310	86	21,6

(1) Luminous flux (lm) is before diffuser.

RGB

Rectangular Series

P4D

The rectangular or P4D series is the union of four linear PD enseriadas luminaires allowing the power supply of all of them through a single input giving the possibility of configuring the lighting system as a square or rectangle.

By means of the anchoring system specially designed for this series, we can give a different inclination to each of the luminaires that make up the ensemble, facilitating the configuration of the light in artificial vision projects.


By using electronics specially designed for machine vision projects, we ensure a long life of the product, without flickering effect and maintaining the luminous flux throughout the life of the product.

We recommend this type of luminaire for the homogeneous illumination of surfaces and above all where there is a need for dark field illumination, either to highlight edges or differences in the relief of the target part thanks to its configurable inclination.

Being a product made entirely of aluminium with a polycarbonate diffuser with various opening angles available, it ensures high impact resistance and quality finishes. Finally, by receiving the product pre-assembled, we achieve a reduction in installation costs on site, limiting unforeseen events and the need for additional tools.



Rectangular · P4D Series



24 V
DC

NOT
CASCADABLE

90 mm
INCREMENTAL

CABLE
M12A

MACHINE VISION

CONTINUOUS 1x
STROBE 4x

INTEGRATED
CONTROLLER

IP40
IP65

36
MONTHS

MADE IN SPAIN

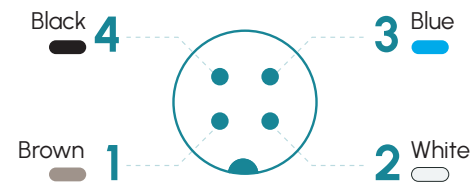
Technical specifications

Power supply voltage	24 Vdc ±5%	
Trigger input	24 Vdc PNP / NPN	
Max. on time	Continuous = unlimited	Strobe = 10 ms
Max. working cycle	Continuous = 1	Strobe = 1/6
Max. consumption Trigger input	1,5 mA	
Max. number of cascadable modules	This luminaire is not cascadable	
Wavelength	White	5000 K
	Red	625 nm
	Infrared	850 nm
	Ultraviolet	365 nm
Beam angle	Transparent	55°
	Semidiffuse	60°
	Ultradiffuse	110°
Electrical protections	Transient overvoltages	YES
	Polarity reversal	YES
	Current sablizer	YES
IP Rating	IP40 o IP65	
Protection type	Class III	
Operating temperature	-10 °C to +40 °C	
Storage temperature	0°C to +60 °C	
Max. relative humidity	80% (without condensation)	
Body material	Anodized aluminum	
Side cover material	Anodized aluminum	
Diffuser material	Polycarbonate	
Connection types	M12A, 2m cable, M12A connector with cable	
Standards	RoHs, CE	

Connection


M12A input - Cable	Continuous	Master Continuous - Strobe
Pin 1 - Brown	+24 Vdc	+24 Vdc
Pin 2 - White	Not connected	Trigger NPN
Pin 3 - Blue	0 Vdc	0 Vdc
Pin 4 - Black	Not connected	Trigger PNP

M12A Male



Fixings

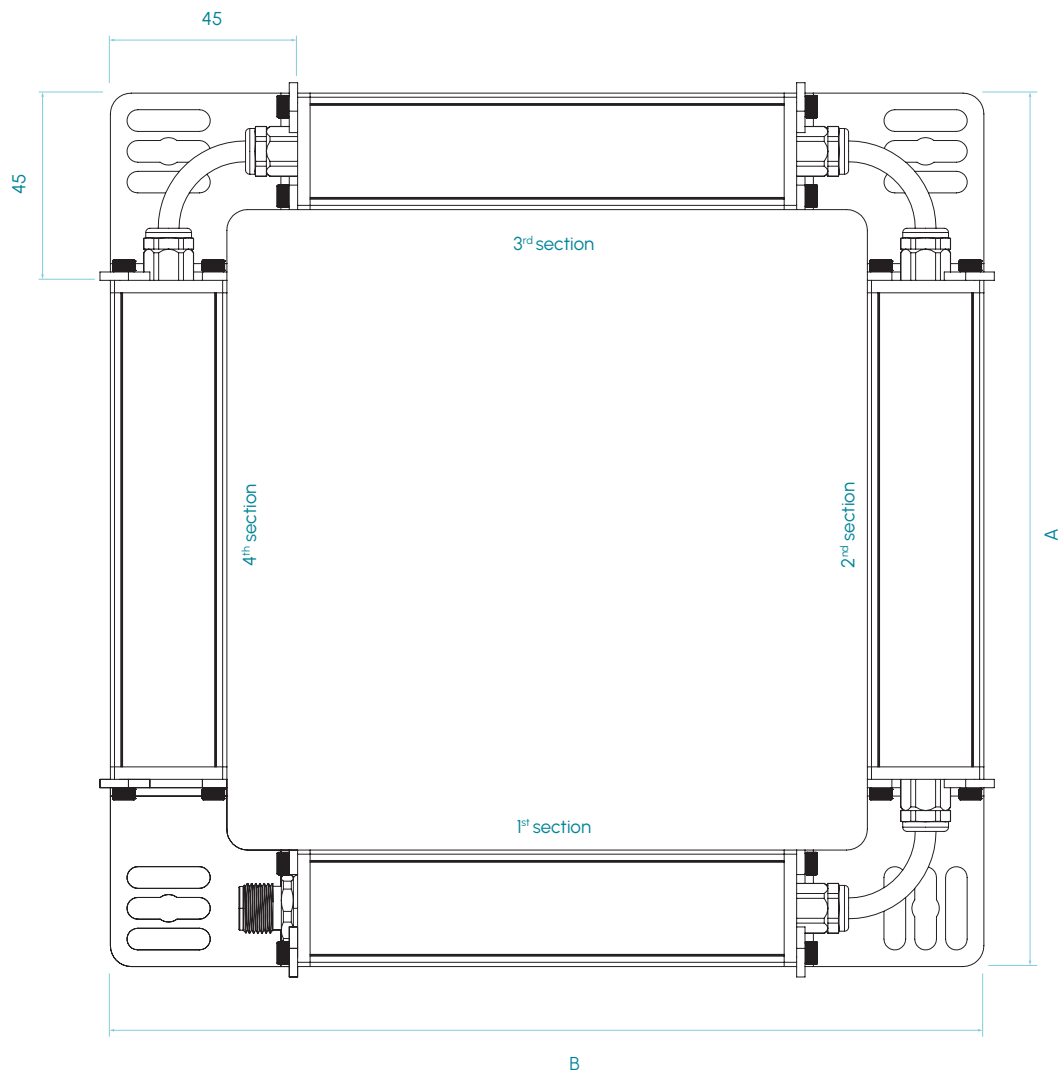
P00R4, M6D16



P4D

Measures

IP40 / IP65

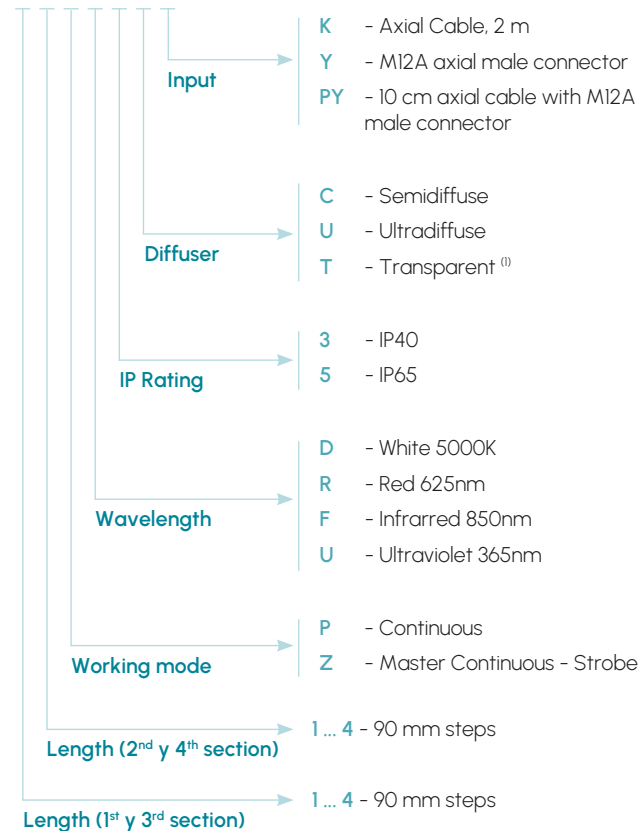


Measures in mm

P4D

Selection guide

P4D



(1) Diffuser available only for wavelength U.

Model P4D · White 5000K

5000K

WHITE



SEMIDIFFUSE
60°



ULTRADIFFUSE
110°

PHOTOBIOLOGICAL
RISK

RG1 - LOW

60.000h

LIFESPAN





Table of characteristics

	Length	Length	Weight	Luminous flux ⁽²⁾		Power consumed	
	A	B		(lm)		(W)	
	(mm)	(mm)	(g)	CONT.	STROBE	CONT.	STROBE
P4D 11...	210	210	520	1.216	4.864	7,6	30,4
P4D 12...	210	300	616	1.824	7.296	11,4	45,6
P4D 13...	210	390	712	2.432	9.728	15,2	60,8
P4D 14...	210	480	808	3.040	12.160	19,0	76,0
P4D 21...	300	210	616	1.824	7.296	11,4	45,6
P4D 22...	300	300	712	2.432	9.728	15,2	60,8
P4D 23...	300	390	808	3.040	12.160	19,0	76,0
P4D 24...	300	480	904	3.648	14.592	22,8	91,2
P4D 31...	390	210	712	2.432	9.728	15,2	60,8
P4D 32...	390	300	808	3.040	12.160	19,0	76,0
P4D 33...	390	390	904	3.648	14.592	22,8	91,2
P4D 34...	390	480	1.000	4.256	-	26,6	-
P4D 41...	480	210	808	3.040	12.160	19,0	76,0
P4D 42...	480	300	904	3.648	14.592	22,8	91,2
P4D 43...	480	390	1.000	4.256	-	26,6	-
P4D 44...	480	480	1.096	4.864	-	30,4	-

(2) Luminous flux (lm) is before diffuser.

Model P4D · Red 625 nm

625nm

RED



SEMIDIFFUSE
60°



ULTRADIFFUSE
110°

PHOTOBIOLOGICAL
RISK

RG1 - LOW

60.000h

LIFESPAN





Table of characteristics

	Length	Length	Weight	Luminous flux ⁽²⁾		Power consumed	
	A	B		(lm)		(W)	
	(mm)	(mm)	(g)	CONT.	STROBE	CONT.	STROBE
P4D 11...	210	210	520	388	1.550	7,6	30,4
P4D 12...	210	300	616	581	2.326	11,4	45,6
P4D 13...	210	390	712	775	3.101	15,2	60,8
P4D 14...	210	480	808	969	3.876	19,0	76,0
P4D 21...	300	210	616	581	2.326	11,4	45,6
P4D 22...	300	300	712	775	3.101	15,2	60,8
P4D 23...	300	390	808	969	3.876	19,0	76,0
P4D 24...	300	480	904	1.163	4.651	22,8	91,2
P4D 31...	390	210	712	775	3.101	15,2	60,8
P4D 32...	390	300	808	969	3.876	19,0	76,0
P4D 33...	390	390	904	1.163	4.651	22,8	91,2
P4D 34...	390	480	1.000	1.357	-	26,6	-
P4D 41...	480	210	808	969	3.876	19,0	76,0
P4D 42...	480	300	904	1.163	4.651	22,8	91,2
P4D 43...	480	390	1.000	1.357	-	26,6	-
P4D 44...	480	480	1.096	1.550	-	30,4	-

(2) Luminous flux (lm) is before diffuser.

Model P4D · Infrared 850 nm

850nm

INFRARED



SEMIDIFFUSE
60°



ULTRADIFFUSE
110°

PHOTOBIOLOGICAL
RISK

RG1 - LOW

60.000h

LIFESPAN





Table of characteristics

	Length A (mm)	Length B (mm)	Weight (g)	Radiated power ⁽²⁾ (W)		Power consumed (W)	
				CONT.	STROBE	CONT.	STROBE
P4D 11...	210	210	520	1,6	6,4	4,0	16,0
P4D 12...	210	300	616	2,4	9,6	6,0	24,0
P4D 13...	210	390	712	3,2	12,8	8,0	32,0
P4D 14...	210	480	808	4,0	16,0	10,0	40,0
P4D 21...	300	210	616	2,4	9,6	6,0	24,0
P4D 22...	300	300	712	3,2	12,8	8,0	32,0
P4D 23...	300	390	808	4,0	16,0	10,0	40,0
P4D 24...	300	480	904	4,8	19,2	12,0	48,0
P4D 31...	390	210	712	3,2	12,8	8,0	32,0
P4D 32...	390	300	808	4,0	16,0	10,0	40,0
P4D 33...	390	390	904	4,8	19,2	12,0	48,0
P4D 34...	390	480	1.000	5,6	22,3	14,0	56,0
P4D 41...	480	210	808	4,0	16,0	10,0	40,0
P4D 42...	480	300	904	4,8	19,2	12,0	48,0
P4D 43...	480	390	1.000	5,6	22,3	14,0	56,0
P4D 44...	480	480	1.096	6,4	25,5	16,0	64,0

(2) Radiated power (W) is before diffuser.

Model P4D · Ultraviolet 365 nm

365nm

ULTRAVIOLET



TRANSPARENT
55°

PHOTOBIOLOGICAL
RISK

RG2 - MEDIUM

15.000h

LIFESPAN



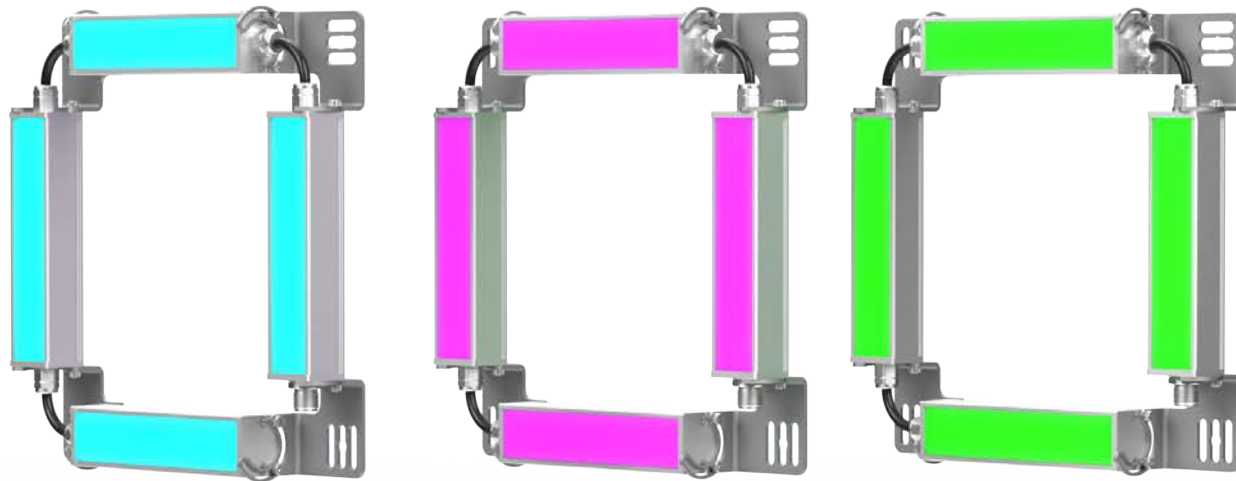




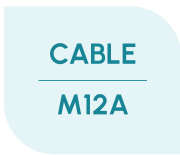

Table of characteristics

	Length A (mm)	Length B (mm)	Weight (g)	Radiated power ⁽²⁾ (W)		Power consumed (W)	
				CONT.	STROBE	CONT.	STROBE
P4D 11...	210	210	520	3,7	14,9	7,6	30,4
P4D 12...	210	300	616	5,6	22,4	11,4	45,6
P4D 13...	210	390	712	7,5	29,9	15,2	60,8
P4D 14...	210	480	808	9,3	37,3	19,0	76,0
P4D 21...	300	210	616	5,6	22,4	11,4	45,6
P4D 22...	300	300	712	7,5	29,9	15,2	60,8
P4D 23...	300	390	808	9,3	37,3	19,0	76,0
P4D 24...	300	480	904	11,2	44,8	22,8	91,2
P4D 31...	390	210	712	7,5	29,9	15,2	60,8
P4D 32...	390	300	808	9,3	37,3	19,0	76,0
P4D 33...	390	390	904	11,2	44,8	22,8	91,2
P4D 34...	390	480	1.000	13,1	-	26,6	-
P4D 41...	480	210	808	9,3	37,3	19,0	76,0
P4D 42...	480	300	904	11,2	44,8	22,8	91,2
P4D 43...	480	390	1.000	13,1	-	26,6	-
P4D 44...	480	480	1.096	14,9	-	30,4	-

(2) Radiated power (W) is before diffuser.

Rectangular · P4D Series RGB



 <p>24 V DC</p>	 <p>PWM DIMABLE</p>	 <p>NOT CASCADABLE</p>	 <p>90 mm INCREMENTAL</p>	 <p>CABLE M12A</p>	 <p>RGB</p>
 <p>MACHINE VISION</p>	 <p>SIGNALING</p>	 <p>IP40 IP65</p>	 <p>CLASS III</p>	 <p>36 MONTHS</p>	 <p>EU MADE IN SPAIN</p>

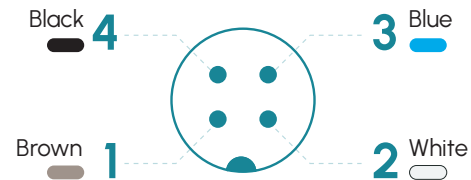
Technical specifications

Power supply voltage	24 Vdc \pm 5%	
Polarity	Positiva PNP (common: 0 Vdc)	
PWM regulation (Max 25 KHz)	min. 0%	max. 100%
Max. number of cascadable modules	This luminaire is not cascadable	
Electrical protections	Transient overvoltages	YES
	Polarity reversal	YES
	Current sablizer	YES
Beam angle	Semidiffuse	60°
	Ultradiffuse	110°
Wavelength	R = 625 nm G = 520 nm B = 465 nm	
IP Rating	IP40 o IP65	
Protection type	Class III	
Operating temperature	-10 °C to +40 °C	
Storage temperature	0°C to +60 °C	
Max. relative humidity	80% (without condensation)	
Body material	Anodized aluminum	
Side cover material	Anodized aluminum	
Diffuser material	Polycarbonate	
Connection types	M12A, 2m cable, M12A connector with cable	
Standards	RoHs, CE	

Connection

M12A input - Cable	Power
Pin 1 - Brown	+24 Vdc (Green)
Pin 2 - White	+24 Vdc (Blue)
Pin 3 - Blue	0 Vdc
Pin 4 - Black	+24 Vdc (Red)

M12A Male



Fixings

P00R4,M6D16

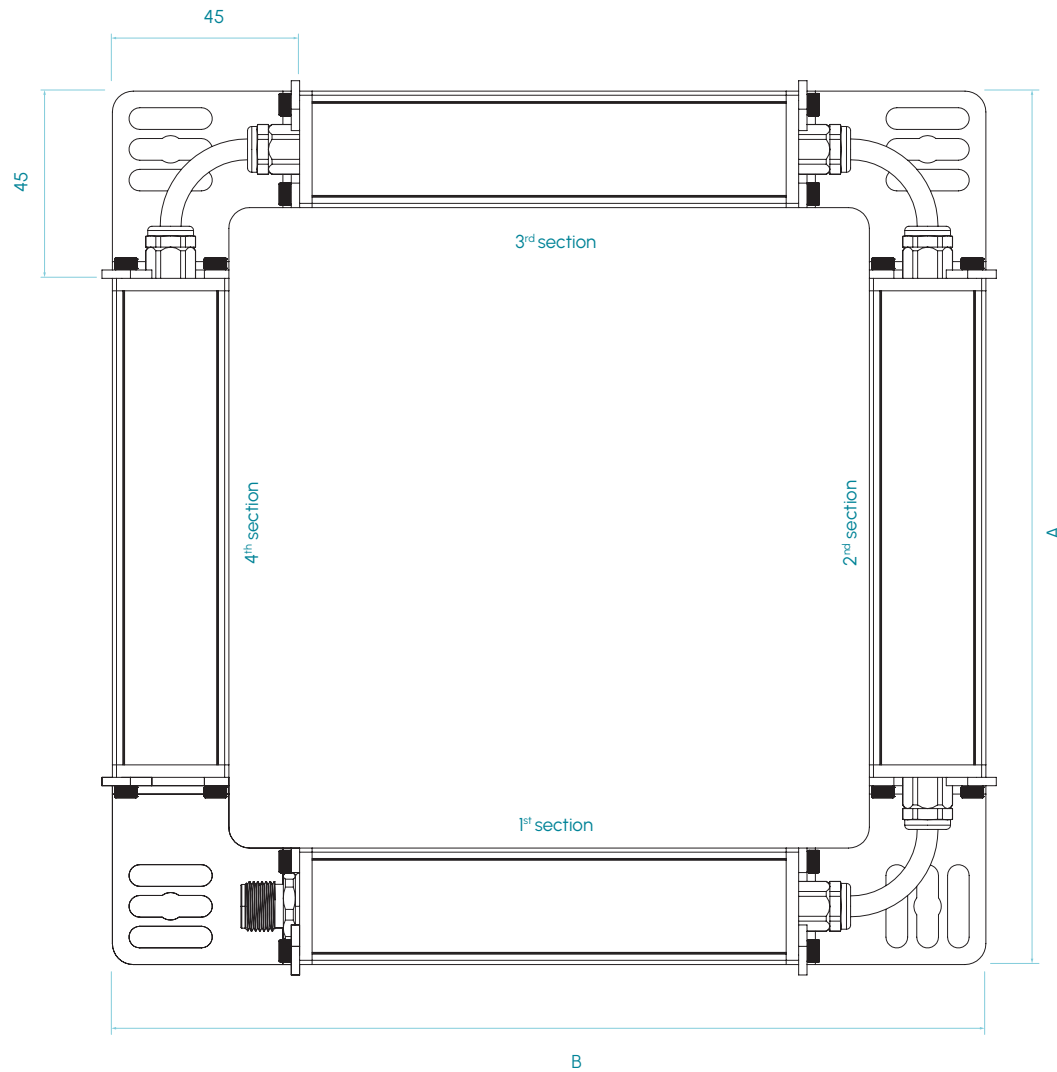
P4D



RGB

Measures

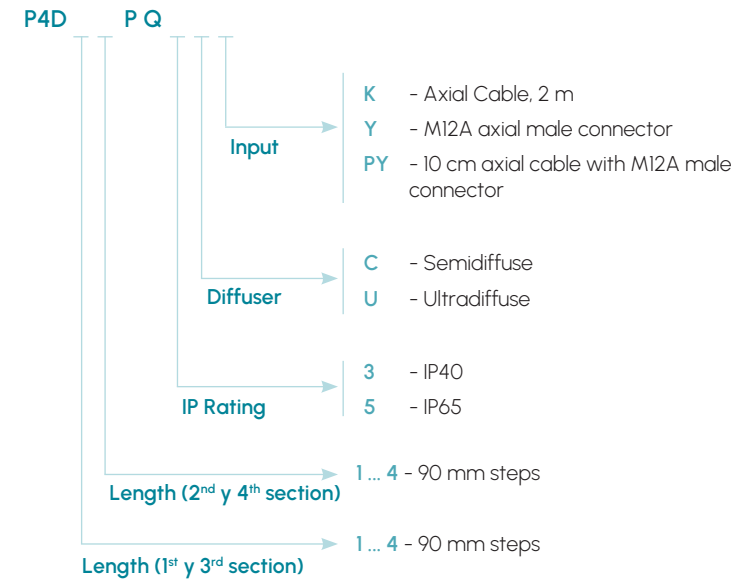
IP40 / IP65



Measures in mm

RGB

Selection guide



Model P4D · RGB



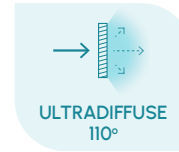
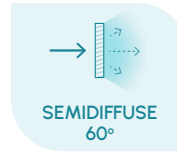


Table of characteristics

	Length	Length	Weight (g)	Luminous flux ⁽¹⁾ (lm)			Power consumed (W)
	A (mm)	B (mm)		R	G	B	
P4D 11...	210	210	520	38	103	29	7,2
P4D 12...	210	300	616	58	155	43	10,8
P4D 13...	210	390	712	77	206	58	14,4
P4D 14...	210	480	808	96	258	72	18,0
P4D 21...	300	210	616	58	155	43	10,8
P4D 22...	300	300	712	77	206	58	14,4
P4D 23...	300	390	808	96	258	72	18,0
P4D 24...	300	480	904	115	310	86	21,6
P4D 31...	390	210	712	77	206	58	14,4
P4D 32...	390	300	808	96	258	72	18,0
P4D 33...	390	390	904	115	310	86	21,6
P4D 34...	390	480	1.000	134	361	101	25,2
P4D 41...	480	210	808	96	258	72	18,0
P4D 42...	480	300	904	115	310	86	21,6
P4D 43...	480	390	1.000	134	361	101	25,2
P4D 44...	480	480	1.096	154	413	115	28,8

RGB

(1) Luminous flux (lm) is before diffuser.

Backlight Series

BD

In the BD or Backlight series we combine mechanical design, robustness and homogeneity in the illumination to achieve the best results in your machine vision projects. The product is made of anodised aluminium with IP65 watertightness, available in two dimensions.

The anchorage allows the product to be installed at 0° and 90°, which has been designed exclusively for this series.

Using electronics specially designed to illuminate projects related to artificial vision, we ensure a long product life, without flickering effect and preserving the luminous flux throughout the life of the product.



This product meets the highest standards of quality and efficiency both for projects where it is required to observe the contour of the part against the light or for ultra-diffuse and homogeneous direct lighting needs.

It has two diffuser models available, semi-diffuse and ultra-diffuse, both with the possibility of incorporating the polariser to eliminate possible glare on the surface.

It has 24Vdc power supply and control signals via industrial M12 connector for easy installation, and different operating modes to suit the most specific requirements.



Backlight · BD Series



24 V
DC



NOT
CASCADABLE

IP65



M12A



MACHINE VISION

CONTINUOUS 1x
STROBE 4x



INTEGRATED
CONTROLLER



POLARIZED

36
MONTHS



MADE IN SPAIN

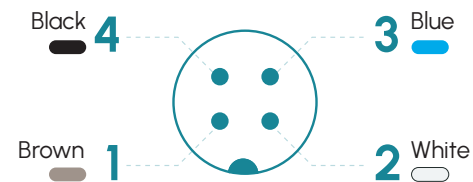
Technical specifications

Power supply voltage	24 Vdc \pm 5%	
Trigger input	24 Vdc PNP / NPN	
Max. on time	Continuous = unlimited	Strobe = 10 ms
Max. working cycle	Continuous = 1	Strobe = 1/6
Max. consumption Trigger input	1,5 mA	
Max. number of cascadable modules	This luminaire is not cascadable	
Wavelength	White	5000 K
	Red	625 nm
	Infrared	850 nm
	Ultraviolet	365 nm
Beam angle	Transparent	110°
	Semidiffuse	110°
	Ultradiffuse	110°
Electrical protections	Transient overvoltages	YES
	Polarity reversal	YES
	Current sabilizer	YES
IP Rating	IP65	
Protection type	Class III	
Operating temperature	-10 °C to +40 °C	
Storage temperature	0°C to +60 °C	
Max. relative humidity	80% (without condensation)	
Body material	Anodized aluminum	
Diffuser material	PMMA plastic	
Connection types	M12A connector	
Standards	RoHs, CE	

Connection

M12A input	Continuous	Master Continuous - Strobe
Pin 1 - Brown	+24 Vdc	+24 Vdc
Pin 2 - White	Not connected	Trigger NPN
Pin 3 - Blue	0 Vdc	0 Vdc
Pin 4 - Black	Not connected	Trigger PNP


M12A Male



Fixings

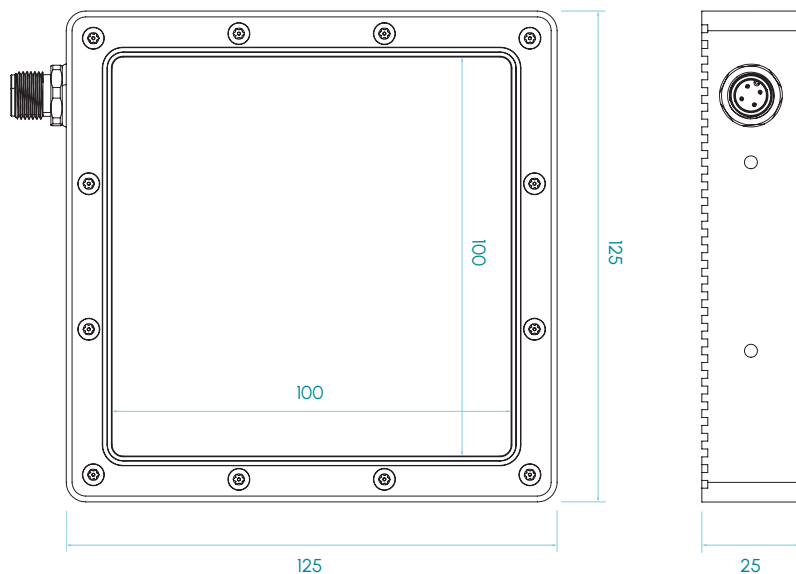
B00S1

BD

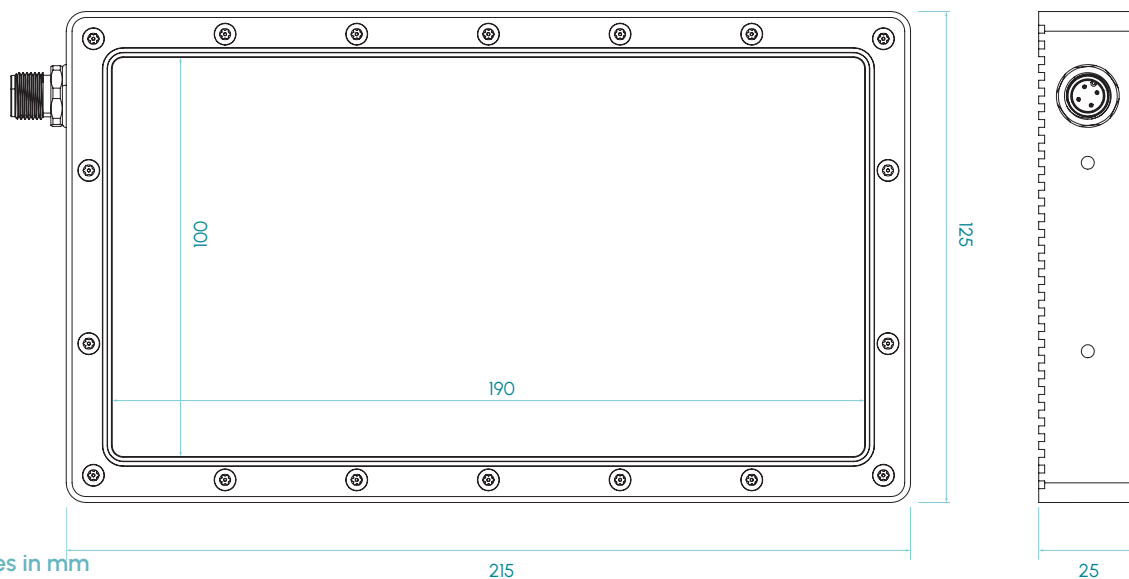


Measures

BD1

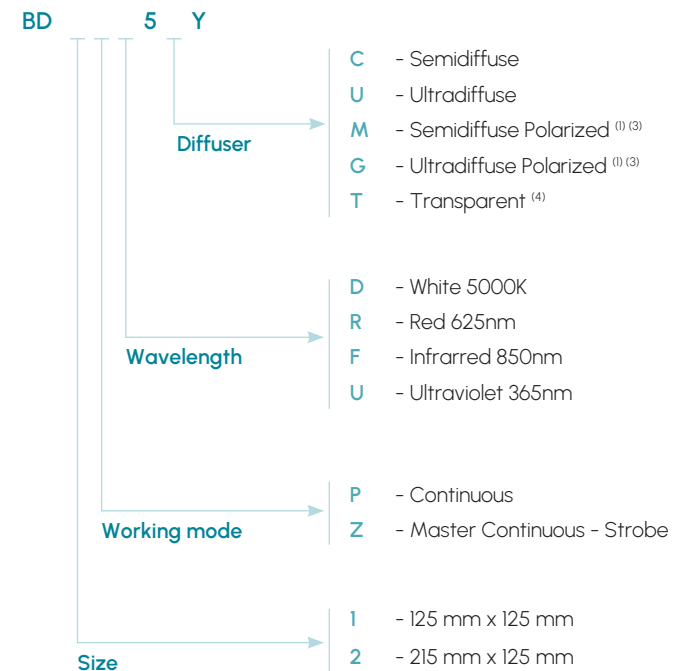


BD2



Measures in mm

Selection guide



BD

(1) Polarized Light versions are only available exclusively for D and R wavelengths.

(2) Transparent cover is only available for U wavelength.

(3) Light polarization performs optimally with a clear diffuser; using semi-diffused or ultra-diffused diffusers may compromise polarization.

Model BD · White 5000K



5000K

WHITE

SEMIDIFFUSE
110°

ULTRADIFFUSE
110°

PHOTOBIOLOGICAL
RISK

RG1 - LOW

60.000h


LIFESPAN

Table of characteristics

	Width (mm)	Length (mm)	Weight (g)	Luminous flux ⁽⁴⁾ (lm)		Power consumed (W)	
				CONT.	STROBE	CONT.	STROBE
				BD 1 ...	125	125	500
BD 2 ...	215	125	796	2.170	8.680	14,0	56,0

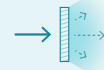
(4) Luminous flux (lm) is before diffuser.

Model BD · Red 625 nm



625nm

RED



SEMIDIFFUSE
110°



ULTRADIFFUSE
110°

PHOTOBIOLOGICAL
RISK

RG1 - LOW

60.000h

LIFESPAN

Table of characteristics

	Width (mm)	Length (mm)	Weight (g)	Luminous flux ⁽⁴⁾ (lm)		Power consumed (W)	
				CONT.	STROBE	CONT.	STROBE
				BD 1 ...	125	125	500
BD 2 ...	215	125	796	756	3.024	14,0	56,0

(4) Luminous flux (lm) is before diffuser.

Model BD · Infrared 850 nm

850nm

INFRARED



SEMIDIFFUSE
110°



ULTRADIFFUSE
110°

PHOTOBIOLOGICAL
RISK

RG1 - LOW



60.000h

LIFESPAN



Table of characteristics

	Width (mm)	Length (mm)	Weight (g)	Radiated power ⁽⁴⁾ (W)		Power consumed (W)	
				CONT.	STROBE	CONT.	STROBE
				BD 1 ...	125	125	500
BD 2 ...	215	125	796	5,6	22,3	14,0	56,0



(4) Radiated power (W) is before the diffuser.

Model BD · Ultraviolet 365 nm

365nm

ULTRAVIOLET



TRANSPARENT
110°

PHOTOBIOLOGICAL
RISK

RG2 - MEDIUM

15.000h

LIFESPAN






Table of characteristics

	Width (mm)	Length (mm)	Weight (g)	Radiated power ⁽⁴⁾ (W)		Power consumed (W)	
				CONT.	STROBE	CONT.	STROBE
				BD 1 ...	125	125	500
BD 2 ...	215	125	796	6,9	27,5	14,0	56,0



(4) Radiated power (W) is before the diffuser.


Spot Series BS

Spot or BS luminaire is a type of product designed for focused or directional lighting, especially recommended for projects where the target surface is at a great distance from the camera.


The luminaire is made of anodised aluminium and is IP65 waterproof. As for the optics, it has several options ranging from 15o to 40o in its version with a more extensive beam. As with the Backlight series, the anchorage designed for this series allows the product to be installed at 0o and 90o.

Designed with state-of-the-art electronics and high-power LEDs, together with the inclusion of an independent lens per LED, we achieve maximum efficiency and versatility, facilitating its use in projects where the focus of the light is key.

By means of this series it is possible to illuminate objects far away from the camera thanks to the possibility of focusing the light, its robustness and ease of connection make it a perfect luminaire for all types of artificial vision projects.



Spot · BS Series



24 V
DC



IP65



M12A



MACHINE VISION

CONTINUOUS 1x
STROBE 3x



36
MONTHS



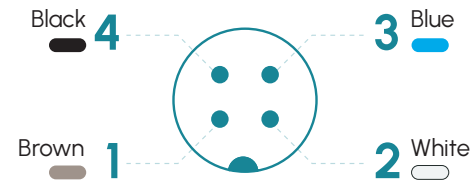
Technical specifications

Power supply voltage	24 Vdc \pm 5%	
Trigger input	24 Vdc PNP / NPN	
Max. on time	Continuous = unlimited	Strobe = 50 ms
Max. working cycle	Continuous = 1	Strobe = 1/4
Max. consumption Trigger input	1,5 mA	
Max. number of cascadable modules	This luminaire is not cascadable	
Wavelength	White	5000 K
	Red	620 nm
	Infrared	850 nm
Beam angle	Transparent	6°
		15°
		30°
Electrical protections	Transient overvoltages	YES
	Polarity reversal	YES
	Current sablizer	YES
IP Rating	IP65	
Protection type	Class III	
Operating temperature	-10 °C to +40 °C	
Storage temperature	0°C to +60 °C	
Max. relative humidity	80% (without condensation)	
Body material	Anodized aluminum	
Lenses material	PMMA plastic	
Connection types	M12A connector	
Standards	RoHs, CE	

Connection


M12A input	Continuous	Master Continuous - Strobe
Pin 1 - Brown	+24 Vdc	+24 Vdc
Pin 2 - White	Not connected	Trigger NPN
Pin 3 - Blue	0 Vdc	0 Vdc
Pin 4 - Black	Not connected	Trigger PNP

M12A Male



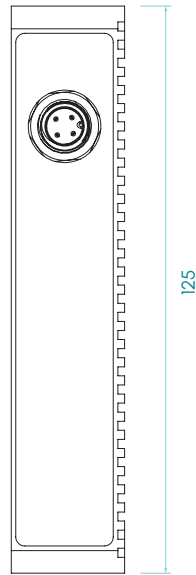
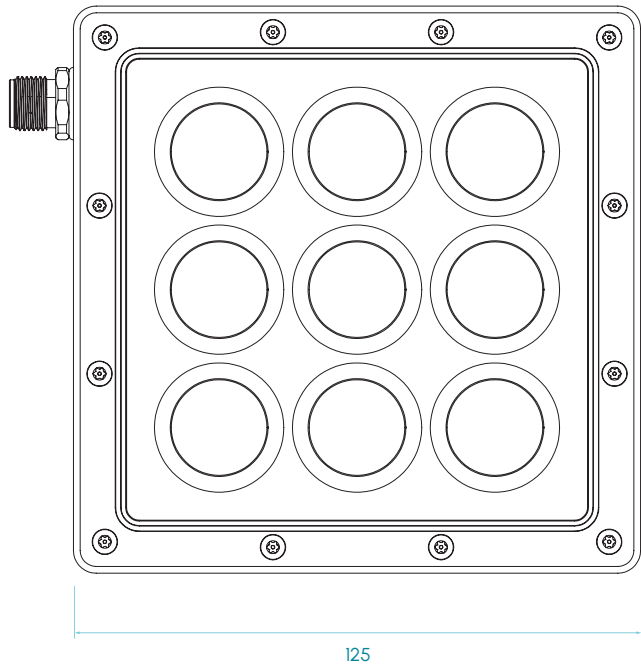
Fixings

B00S1

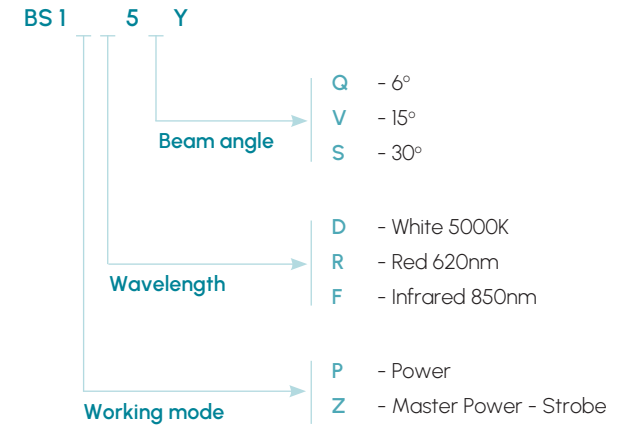


Measures

BS 1




Selection guide



Measures in mm

BS

Model BS · White 5000K



5000K

WHITE



TRANSPARENT
6°



TRANSPARENT
15°



TRANSPARENT
30°

PHOTOBIOLOGICAL
RISK

RG1 - LOW

60.000h



LIFESPAN

Table of characteristics

	Width	Length	Weight	Luminous flux ⁽¹⁾		Power consumed	
	(mm)	(mm)	(g)	(lm)		(W)	
				CONT.	STROBE	CONT.	STROBE
BS 1...	125	125	500	1.863	5.616	11,5	48,0

(1) The luminous flux (lm) is before the lenses.

Model BS · Red 620 nm



620nm

RED



TRANSPARENT
6°



TRANSPARENT
15°



TRANSPARENT
30°

PHOTOBIOLOGICAL
RISK

RG1 - LOW

60.000h


LIFESPAN

Table of characteristics

	Width	Length	Weight	Luminous flux ⁽¹⁾		Power consumed	
	(mm)	(mm)	(g)	(lm)		(W)	
				CONT.	STROBE	CONT.	STROBE
BS 1...	125	125	500	320	950	9,4	41,3

(1) The luminous flux (lm) is before the lenses.

Model BS · Infrared 850 nm



850nm

INFRARED



TRANSPARENT
6°



TRANSPARENT
15°



TRANSPARENT
30°

PHOTOBIOLOGICAL
RISK

RG1 - LOW

60.000h

LIFESPAN

Table of characteristics

	Width	Length	Weight	Radiated power ⁽¹⁾		Power consumed	
	(mm)	(mm)	(g)	(mW)		(W)	
				CONT.	STROBE	CONT.	STROBE
BS 1...	125	125	500	5.388	16.179	7,9	30,7

(1) The radiated power (mW) is before the lenses.

Ring Series

RD

Ring or RD series is a luminaire designed for applications where direct illumination is required and space is limited. Built by CNC machine, in a single anodized aluminum luminaire body, it is the perfect complement for machine vision cameras.


As for the anchorage, it has the BS001 bracket, the same used in other series, which allows a robust and vibration-free fixation.

Inside it has an electronics specially designed for machine vision, which eliminates the flickering effect and preserves the luminous flux throughout the life of the product. The wavelength of the LED is available in White, Red, Infrared, Ultraviolet and RGB.



This type of luminaire is widely used in robotics, where, because the robot is in motion, it is recommended that the devices have the smallest possible dimensions to avoid possible mechanical interference. In certain production lines, due to the limited space available, it is necessary to use compact lighting.

Analyzing the available optics of this family, we find the ultra-diffuse model, which ensures maximum homogeneity and the semi-diffuse, which allows to illuminate more distant surfaces or to focus more on the area of interest. In the case of shiny surfaces, this product range can be ordered with polarizing filter included.

As with other series, this luminaire has an industrial M12 power and data supply, which ensures the availability of wiring and ease of connection.



Ring · RD Series



24 V
DC

NOT
CASCADABLE

IP65

M12A

MACHINE VISION

CONTINUOUS 1x
STROBE 4x

INTEGRATED
CONTROLLER

POLARIZED

36
MONTHS

MADE IN SPAIN

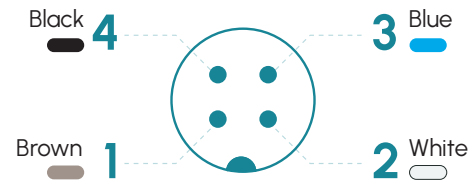
Technical specifications

Power supply voltage	24 Vdc \pm 5%	
Trigger input	24 Vdc PNP / NPN	
Max. on time	Continuous = unlimited	Strobe = 10 ms
Max. working cycle	Continuous = 1	Strobe = 1/6
Max. consumption Trigger input	1,5 mA	
Max. number of cascadable modules	This luminaire is not cascadable	
Wavelength	White	5000 K
	Red	625 nm
	Infrared	850 nm
	Ultraviolet	365 nm
Beam angle	Transparent	110°
	Semidiffuse	110°
	Ultradiffuse	110°
Electrical protections	Transient overvoltages	YES
	Polarity reversal	YES
	Current sabilizer	YES
IP Rating	IP65	
Protection type	Class III	
Operating temperature	-10 °C to +40 °C	
Storage temperature	0°C to +60 °C	
Max. relative humidity	80% (without condensation)	
Body material	Anodized aluminum	
Diffuser material	PMMA plastic	
Connection types	M12A connector	
Standards	RoHs, CE	

Connection

M12A input	Continuous	Master Continuous - Strobe
Pin 1 - Brown	+24 Vdc	+24 Vdc
Pin 2 - White	Not connected	Trigger NPN
Pin 3 - Blue	0 Vdc	0 Vdc
Pin 4 - Black	Not connected	Trigger PNP

M12A Male



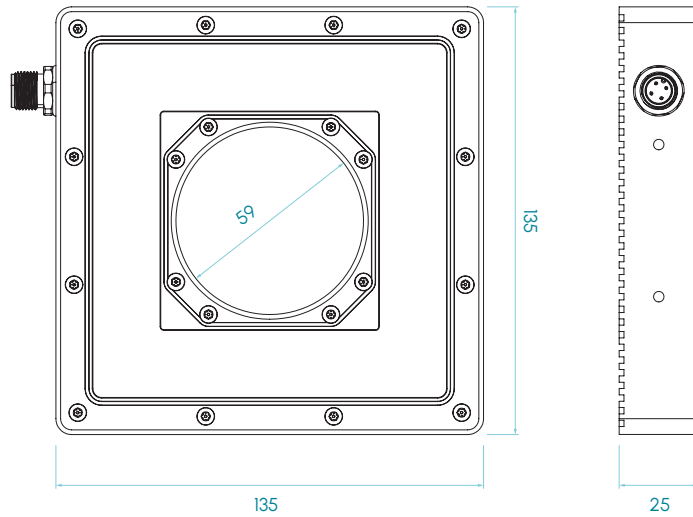
Fixings

B00S1

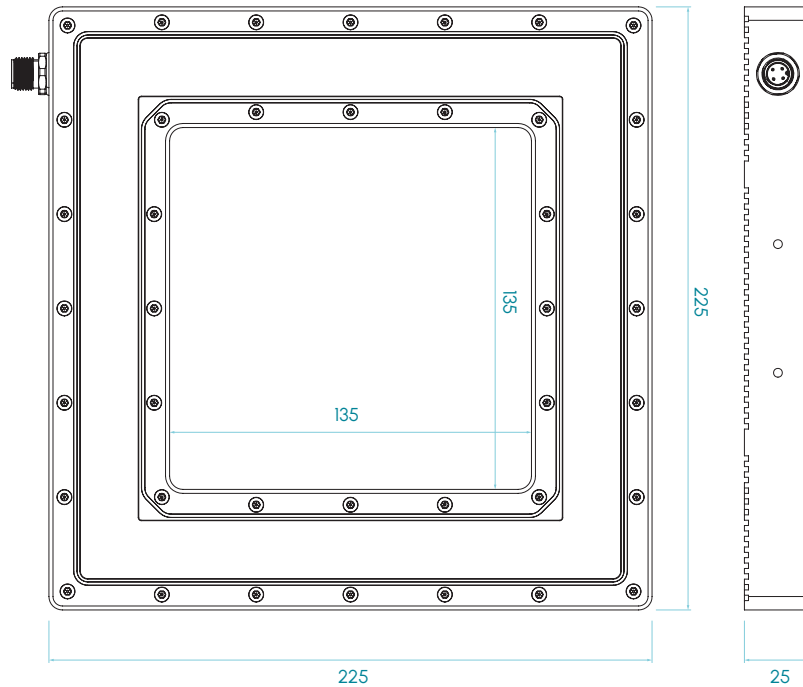


Measures

RD1



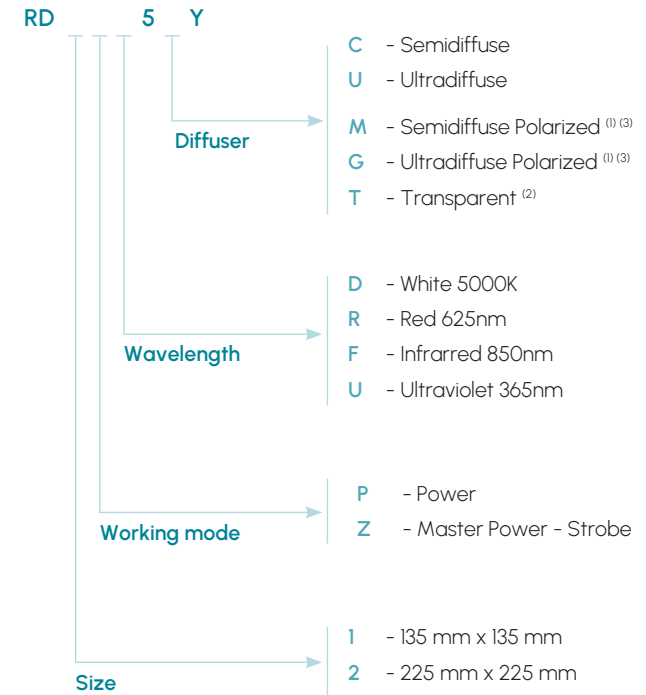
RD2



Measures in mm

RD

Selection guide



(1) Polarized Light versions are only available exclusively for D and R wavelengths.

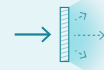
(2) Transparent cover is only available for U wavelength.

(3) Light polarization performs optimally with a clear diffuser; using semi-diffused or ultra-diffused diffusers may compromise polarization.

Model RD · White 5000K

5000K

WHITE



SEMIDIFFUSE
110°



ULTRADIFFUSE
110°

PHOTOBIOLOGICAL
RISK

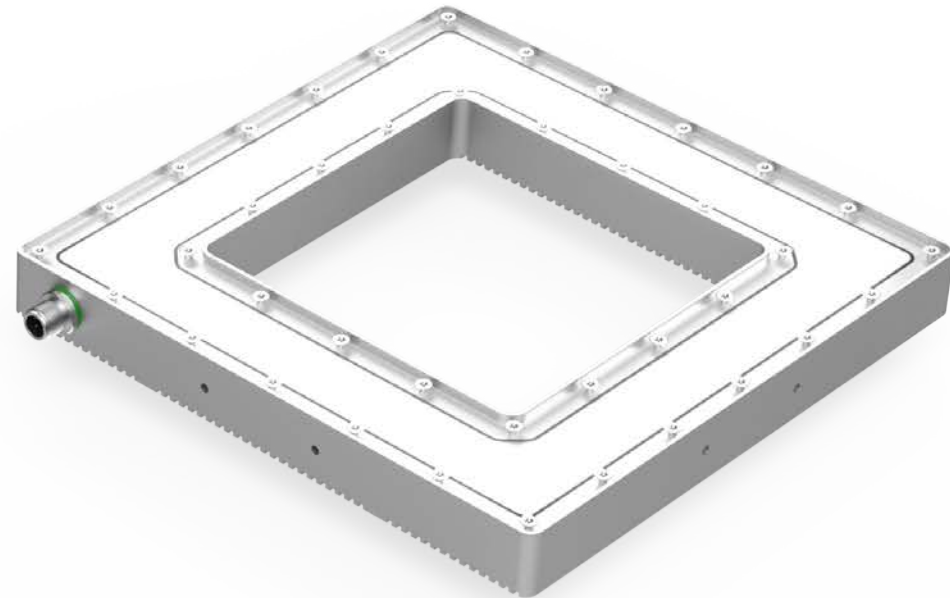

RG1 - LOW

60.000h

LIFESPAN



Table of characteristics

	Width (mm)	Length (mm)	Weight (g)	Luminous flux ⁽⁴⁾ (lm)		Power consumed (W)	
				CONT.	STROBE	CONT.	STROBE
				RD 1 ...	135	135	615
RD 2 ...	225	225	1.276	2.432	9.728	15,2	60,8



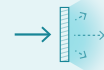
(4) The luminous flux (lm) is before the diffuser.

Model RD · Red 625 nm



625nm

RED



SEMIDIFFUSE
110°



ULTRADIFFUSE
110°

PHOTOBIOLOGICAL
RISK


RG1 - LOW

60.000h

LIFESPAN



Table of characteristics

	Width (mm)	Length (mm)	Weight (g)	Luminous flux ⁽⁴⁾ (lm)		Power consumed (W)	
				CONT.	STROBE	CONT.	STROBE
				RD 1 ...	135	135	615
RD 2 ...	225	225	1.276	775	3.101	15,2	60,8



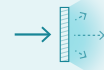
(4) The luminous flux (lm) is before the diffuser.

Model RD · Infrared 850 nm



850nm

INFRARED



SEMIDIFFUSE
110°



ULTRADIFFUSE
110°

PHOTOBIOLOGICAL
RISK


RG1 - LOW

60.000h

LIFESPAN


Table of characteristics

	Width (mm)	Length (mm)	Weight (g)	Radiated power ⁽⁴⁾ (W)		Power consumed (W)	
				CONT.	STROBE	CONT.	STROBE
				RD 1 ...	135	135	615
RD 2 ...	225	225	1.276	3,2	12,8	8,0	32,0



(4) The radiated power (W) is before the diffuser.

Model RD · Ultraviolet 365 nm



365nm

ULTRAVIOLET



TRANSPARENT
110°

PHOTOBIOLOGICAL
RISK

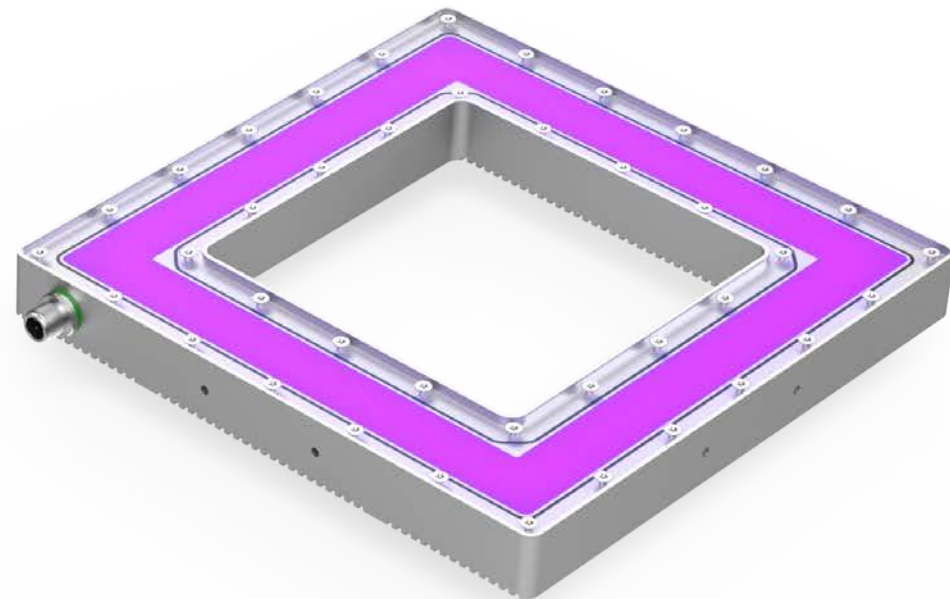
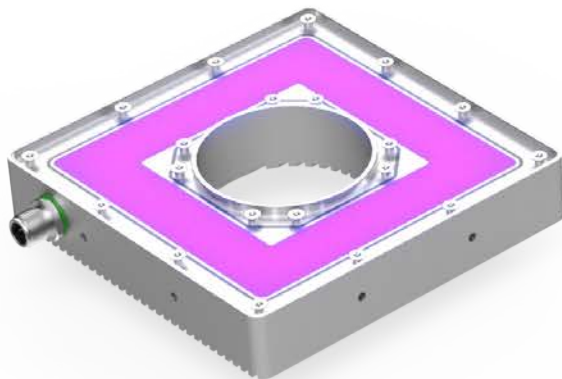
RG2 - MEDIUM

15.000h

LIFESPAN

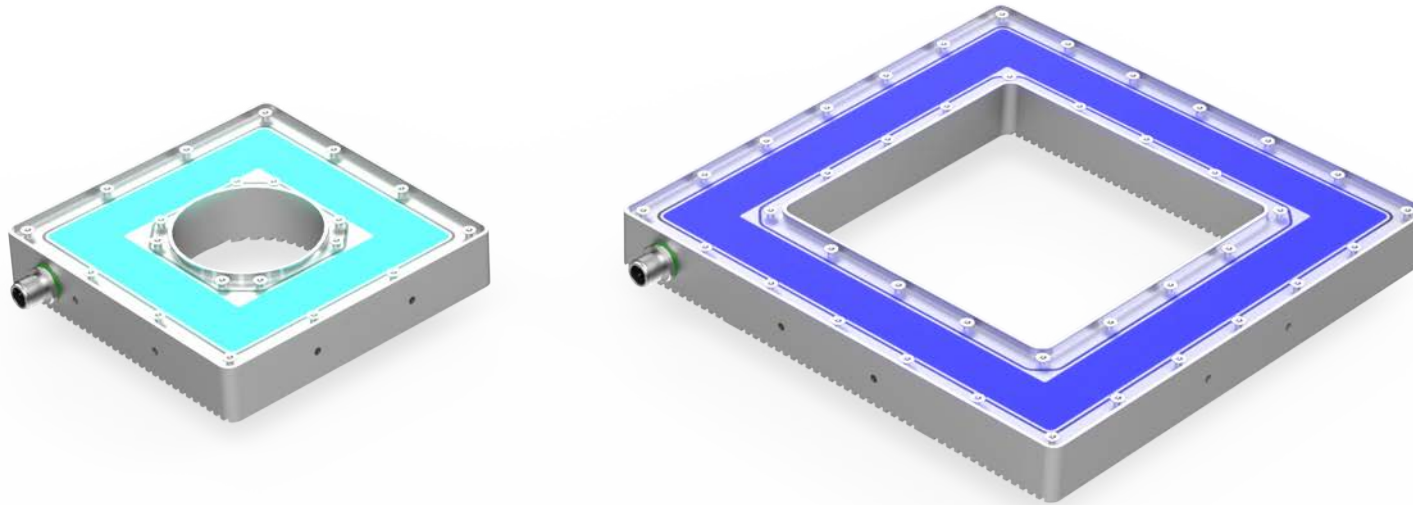
Table of characteristics

	Width (mm)	Length (mm)	Weight (g)	Radiated power ⁽⁴⁾ (W)		Power consumed (W)	
				CONT.	STROBE	CONT.	STROBE
				RD 1 ...	135	135	615
RD 2 ...	225	225	1.276	7,5	29,9	15,2	60,8



(4) The radiated power (W) is before the diffuser.

Ring · RD Series RGB



 <p>24 V DC</p>	 <p>PWM DIMABLE</p>	 <p>NOT CASCADABLE</p>	 <p>M12A</p>	 <p>RGB</p>	 <p>POLARIZED</p>
 <p>MACHINE VISION</p>	 <p>SIGNALING</p>	 <p>IP65</p>	 <p>CLASS III</p>	 <p>36 MONTHS</p>	 <p>EU MADE IN SPAIN</p>

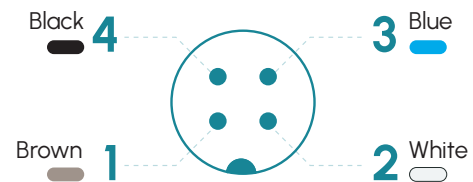
Technical specifications

Power supply voltage	24 Vdc \pm 5%	
Polarity	Positiva PNP (common: 0 Vdc)	
PWM regulation (Max 25 KHz)	min. 0%	max. 100%
Max. number of cascadable modules	This luminaire is not cascadable	
Electrical protections	Transient overvoltages	YES
	Polarity reversal	YES
	Current sabilizer	YES
Beam angle	Semidiffuse	110°
	Ultradiffuse	110°
Wavelength	R = 625 nm G = 520 nm B = 465 nm	
IP Rating	IP65	
Protection type	Class III	
Operating temperature	-10 °C to +40 °C	
Storage temperature	0°C to +60 °C	
Max. relative humidity	80% (without condensation)	
Body material	Anodized aluminum	
Diffuser material	PMMA plastic	
Connection types	M12A connector	
Standards	RoHs, CE	

Connection

M12A input - Cable	Power
Pin 1 - Brown	+24 Vdc (Green)
Pin 2 - White	+24 Vdc (Blue)
Pin 3 - Blue	0 Vdc
Pin 4 - Black	+24 Vdc (Red)

M12A Male



Fixings

B00S1

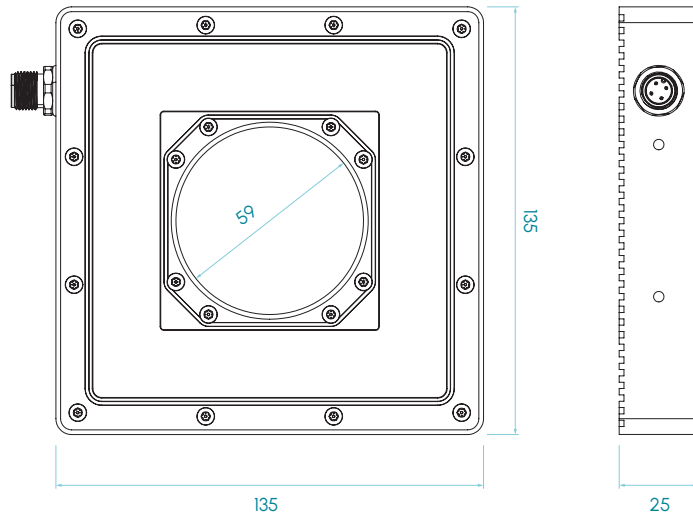


RD

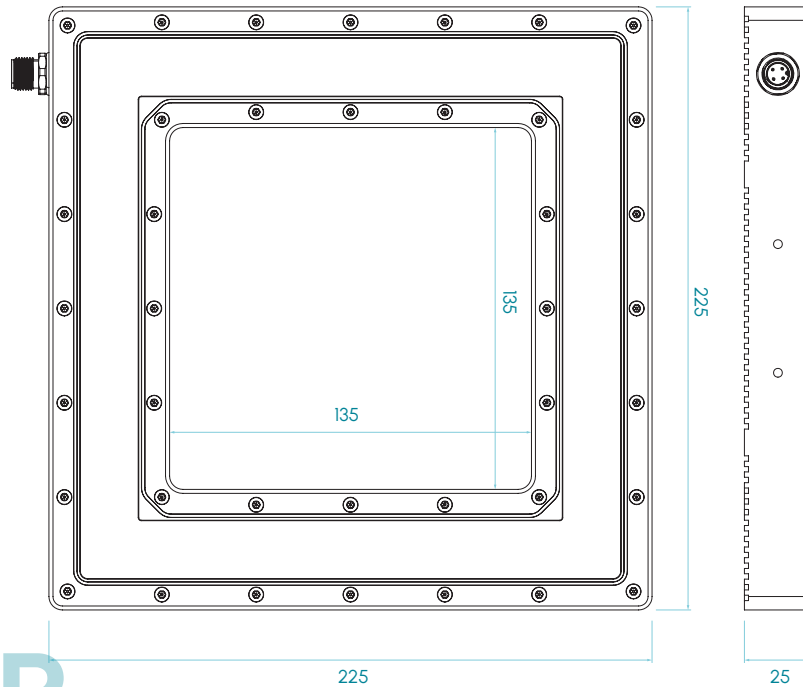
RGB

Measures

RD1



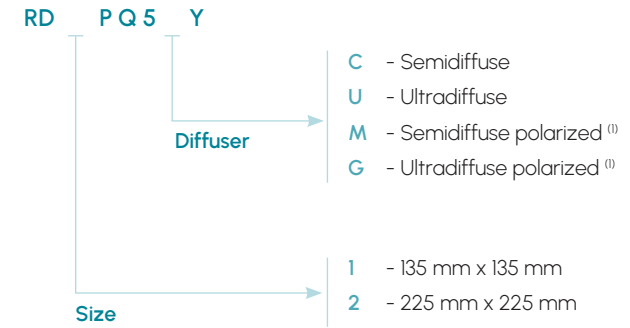
RD2



Measures in mm

RGB

Selection guide



(1) Light polarization performs optimally with a clear diffuser; using semi-diffused or ultra-diffused diffusers may affect polarization performance.

Model RD · RGB

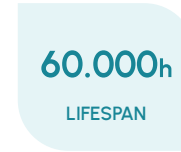
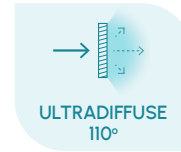
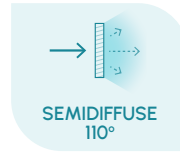





Table of characteristics

	Width (mm)	Height (mm)	Weight (g)	Luminous flux ⁽²⁾ (lm)			Power consumed (W)
				R	G	B	
RD 1...	135	135	615	38	103	29	7,2
RD 2...	225	225	1.276	77	206	58	14,4



RGB

(2) The luminous flux (lm) is before the diffuser.

Dome Series

DD

DD or DOME series consists of a hood that acts as a light diffuser, illuminating from multiple angles in a diffuse manner, allowing the lighting to be evenly distributed. In this way, we produce light on the four inner sides of the dome to evenly bathe the workspace.

The luminaire can be anchored to the chassis by means of the BOOSI anchorage using either the side or the bottom of the luminaire as a support point.

In addition, we provide a solution for camera mounting with an "L"-shaped anchorage and a coliseum to facilitate the installation of most smart cameras on the market.

This type of luminaire is especially recommended for the illumination of highly reflective elements, such as metallic or wet elements, to avoid unwanted glare.

It is IP65 watertight throughout the range and is powered by a standard 4-wire M12 connector.



Dome · DD Series



24 V
DC

NOT
CASCADABLE

IP65

M12A

MACHINE VISION

CONTINUOUS 1x
STROBE 4x

INTEGRATED
CONTROLLER

36
MONTHS

EU
MADE IN SPAIN

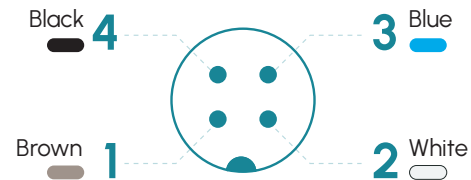
Technical specifications

Power supply voltage	24 Vdc \pm 5%	
Trigger input	24 Vdc PNP / NPN	
Max. on time	Continuous = unlimited	Strobe = 10 ms
Max. working cycle	Continuous = 1	Strobe = 1/6
Max. consumption Trigger input	1,5 mA	
Max. number of cascadable modules	This luminaire is not cascadable	
Wavelength	White	5000 K
	Red	625 nm
	Infrared	850 nm
Electrical protections	Transient overvoltages	YES
	Polarity reversal	YES
	Current sabilizer	YES
IP Rating	IP65	
Protection type	Class III	
Operating temperature	-10 °C to +40 °C	
Storage temperature	0°C to +60 °C	
Max. relative humidity	80% (without condensation)	
Body material	Anodized aluminum	
Diffuser material	PMMA plastic	
Connection types	M12A connector	
Standards	RoHs, CE	

Connection

M12A input	Continuous	Master Continuous - Strobe
Pin 1 - Brown	+24 Vdc	+24 Vdc
Pin 2 - White	Not connected	Trigger NPN
Pin 3 - Blue	0 Vdc	0 Vdc
Pin 4 - Black	Not connected	Trigger PNP

M12A Male

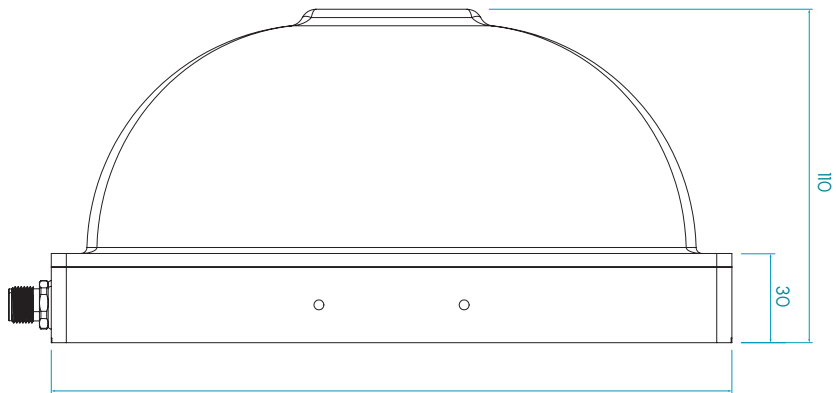
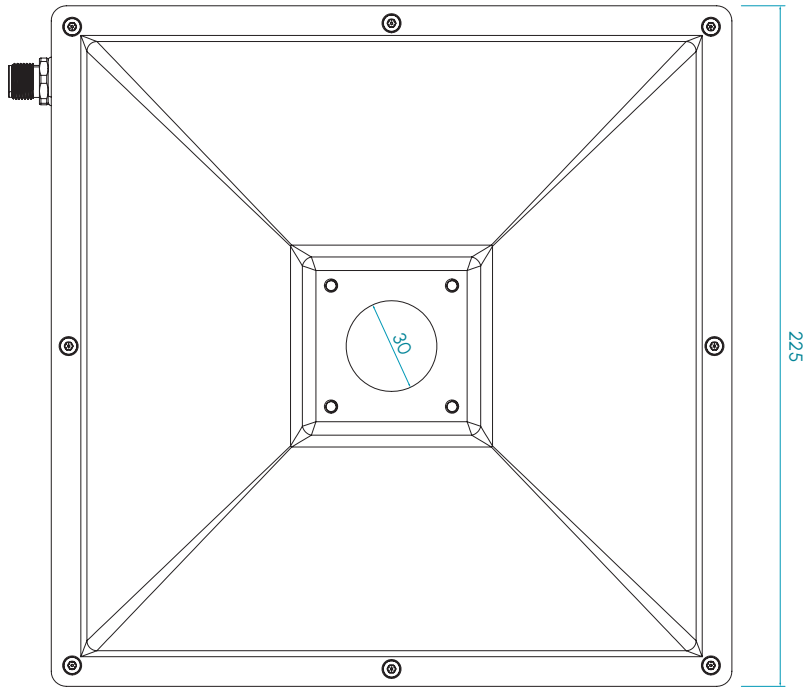


Fixings

B00S1



Measures

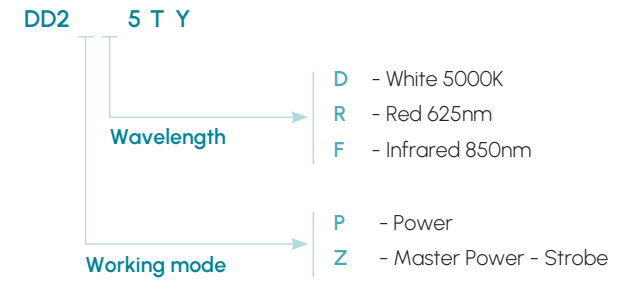


Measures in mm

225

DD

Selection guide




Model DD · White 5000K



5000K

WHITE



TRANSPARENT

PHOTOBIOLOGICAL
RISK

RG1 - LOW

60.000h

LIFESPAN

Table of characteristics

	Width	Height	Weight	Luminous flux ⁽¹⁾		Power consumed	
	(mm)	(mm)	(g)	(lm)		(W)	
				CONT.	STROBE	CONT.	STROBE
DD 2 ...	225	225	1.760	2.432	9.728	15,2	60,8



(1) The luminous flux (lm) is before the diffuser.

Model DD · Red 625 nm



625nm

RED



TRANSPARENT

PHOTOBIOLOGICAL
RISK

RG1 - LOW

60.000h

LIFESPAN

Table of characteristics

DD 2 ...	Width	Height	Weight	Luminous flux ⁽¹⁾		Power consumed	
	(mm)	(mm)	(g)	(lm)		(W)	
				CONT.	STROBE	CONT.	STROBE
DD 2 ...	225	225	1.760	775	3.101	15,2	60,8



(1) The luminous flux (lm) is before the diffuser.

Model DD · Infrared 850 nm



850nm

INFRARED



TRANSPARENT

PHOTOBIOLOGICAL
RISK

RG1 - LOW

60.000h

LIFESPAN


Table of characteristics

	Width	Height	Weight	Radiated power ⁽¹⁾		Power consumed	
	(mm)	(mm)	(g)	(W)		(W)	
				CONT.	STROBE	CONT.	STROBE
DD 2 ...	225	225	1.760	3,2	12,8	8,0	32,0



(1) The radiated power (W) is before the diffuser.

Dome · DD Series RGB



24 V
DC

PWM
DIMABLE

NOT
CASCADABLE

M12A

RGB

MACHINE VISION

SIGNALING

IP65

CLASS III

36
MONTHS

MADE IN SPAIN

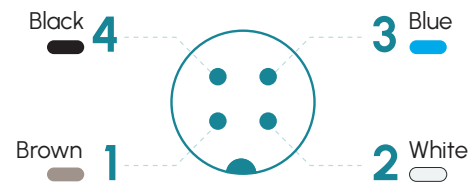
Technical specifications

Power supply voltage	24 Vdc \pm 5%	
Polarity	Positive PNP (common: 0 Vdc)	
PWM regulation (Max 25 KHz)	min. 0%	max. 100%
Max. number of cascadable modules	This luminaire is not cascadable	
Electrical protections	Transient overvoltages	YES
	Polarity reversal	YES
	Current sabilizer	YES
Wavelength	R = 625 nm G = 520 nm B = 465 nm	
IP Rating	IP65	
Protection type	Class III	
Operating temperature	-10 °C to +40 °C	
Storage temperature	0°C to +60 °C	
Max. relative humidity	80% (without condensation)	
Body material	Anodized aluminum	
Diffuser material	PMMA plastic	
Connection types	M12A connector	
Standards	RoHs, CE	

Connection

M12A input - Cable	Power
Pin 1 - Brown	+24 Vdc (Green)
Pin 2 - White	+24 Vdc (Blue)
Pin 3 - Blue	0 Vdc
Pin 4 - Black	+24 Vdc (Red)

M12A Male



Fixings

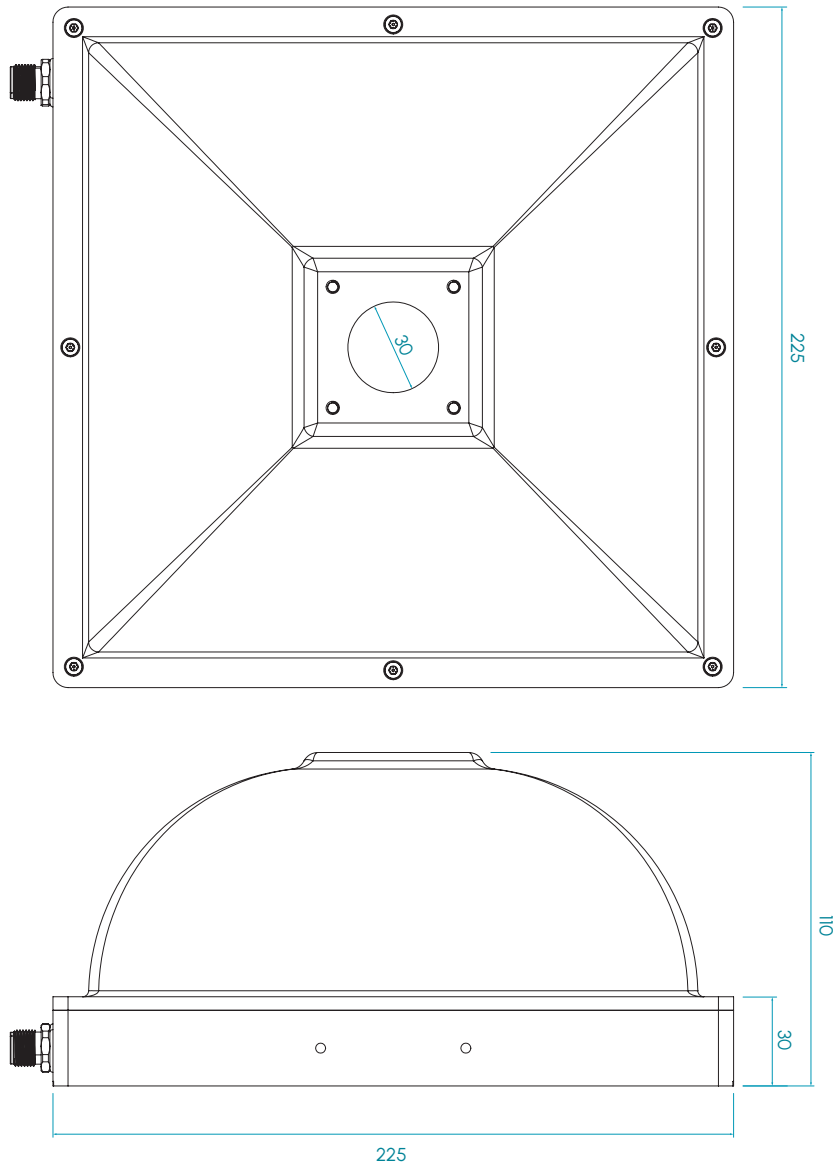
B00S1

DD



RGB

Measures



Measures in mm

RGB

Selection guide

DD2 P Q 5 T Y

Model DD · RGB

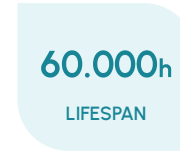
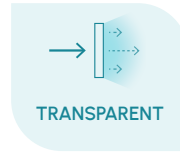



Table of characteristics

	Width (mm)	Height (mm)	Weight (g)	Luminous flux ⁽¹⁾ (lm)			Power consumed (W)
				R	G	B	
DD2	225	225	1.760	77	206	58	14,4



RGB



(1) The luminous flux (lm) is before the diffuser.

Multishot Series

MP4D

Multishot is a luminaire with different sectors lit sequentially to take photographs with lighting in different positions, allowing us to obtain details that we would not be able to obtain with fixed lighting. This lighting will enhance the contours and imperfections of the piece we want to detect.

In this type of lighting, the camera will take four photos with four different illuminations and then make a composition of these, which will allow us to obtain an image with a high level of detail.


At Lumher we have achieved a luminaire that is easy to install for the operator, where he will have a connection box to make the wiring work easier, and will also help to orientate and test the luminaires separately.

Available in four wavelengths, white, red, infrared and ultraviolet, the multishot will play an important role in your vision applications where detail matters.

Commonly used in the detection of embossed or engraved text on non-uniform surfaces or the same material, with the multishot it will be possible to perform that detection, where a camera and normal illumination could not.



Multishot · P4DM Series



24 V
DC

NOT
CASCADABLE

CABLE
M12A


MACHINE VISION

CONTINUOUS 1x

IP40
IP65

36
MONTHS


MADE IN SPAIN

Technical specifications

Power supply voltage	24 Vdc ±5%	
Trigger input	24 Vdc PNP / NPN	
Max. on time	Power = unlimited	
Max. working cycle	Power = 1	
Max. consumption Trigger input	1,5 mA	
Max. number of cascadable modules	This luminaire is not cascadable	
Wavelength	White	5000 K
	Red	625 nm
	Infrared	850 nm
	Ultraviolet	365 nm
Beam angle	Transparent	55°
	Semidiffuse	60°
	Ultradiffuse	110°
Electrical protections	Transient overvoltages	YES
	Polarity reversal	YES
	Current sablizer	YES
IP Rating	IP40 o IP65	
Protection type	Class III	
Operating temperature	-10 °C to +40 °C	
Storage temperature	0°C to +60 °C	
Max. relative humidity	80% (without condensation)	
Body material	Anodized aluminum	
Side cover material	Anodized aluminum	
Diffuser material	Polycarbonate	
Connection types	Cable with M12A connector	
Standards	RoHs, CE	

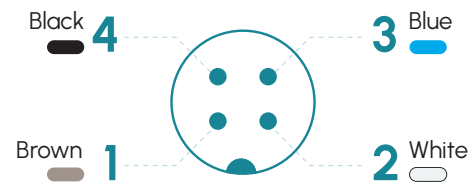
P4DM

Connection

Entry 1 M12A - Cable	Power
Pin 1 - Brown	+24 Vdc
Pin 2 - White	Trigger - section 1
Pin 3 - Blue	0 Vdc
Pin 4 - Black	Trigger - section 2


Entry 2 M12A - Cable	Power
Pin 1 - Brown	+24 Vdc
Pin 2 - White	Trigger - section 3
Pin 3 - Blue	0 Vdc
Pin 4 - Black	Trigger - section 4

M12A Male



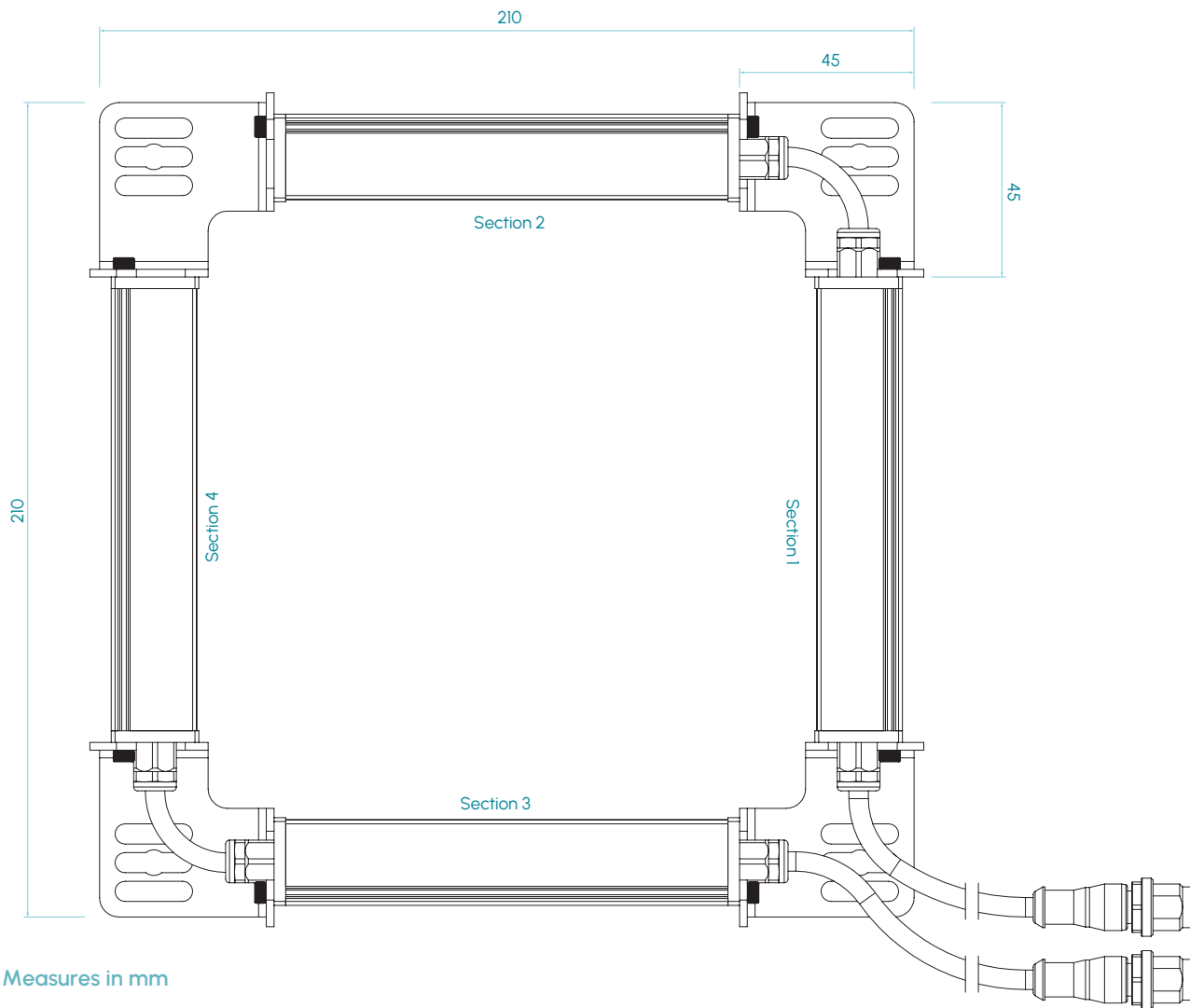
Fixings

P00R4,M6D16



Measures

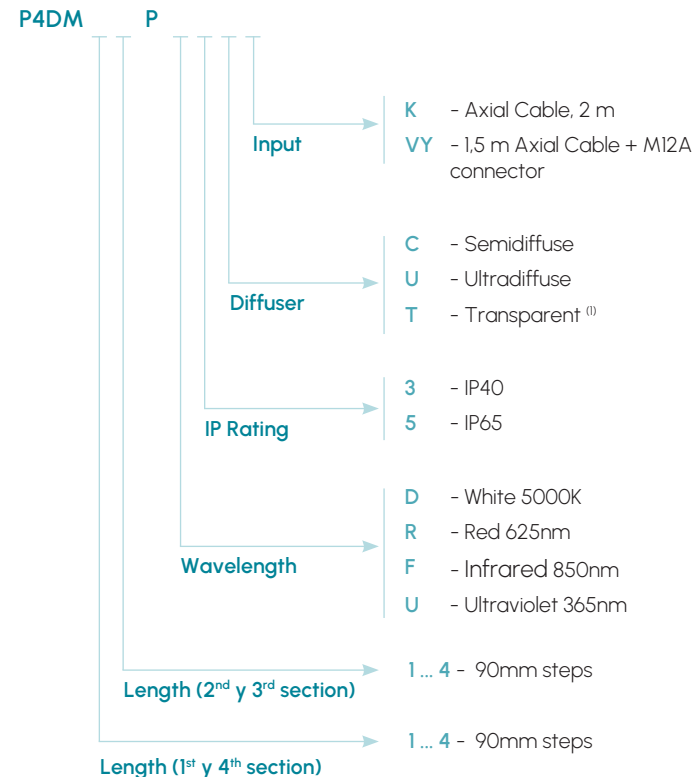
IP40 / IP65



Measures in mm

P4DM

Selection guide





Entry 1

Entry 2

(1) Transparent cover is only available for U wavelength.

Model P4DM · White 5000K



5000K

WHITE



SEMIDIFFUSE
60°



ULTRADIFFUSE
110°

PHOTOBIOLOGICAL
RISK

RG1 - LOW

60.000h



LIFESPAN

Table of characteristics

	Width (mm)	Height (mm)	Weight (g)	Luminous flux ⁽²⁾ (lm)	Power consumed (W)
P4DM 11	210	210	520	1.216	7,6
P4DM 12	210	300	616	1.824	11,4
P4DM 13	210	390	712	2.432	15,2
P4DM 14	210	480	808	3.040	19,0
P4DM 22	300	300	904	2.432	15,2
P4DM 23	300	390	1.000	3.040	19,0
P4DM 24	300	480	1.096	3.648	22,8
P4DM 33	390	390	1.192	3.648	22,8
P4DM 34	390	480	1.288	4.256	26,6
P4DM 44	480	480	1.384	4.864	30,4

(2) Luminous flux (lm) is before the diffuser.

Model P4DM · Red 625 nm



625nm

RED



SEMIDIFFUSE
60°



ULTRADIFFUSE
110°

PHOTOBIOLOGICAL
RISK

RG1 - LOW

60.000h


LIFESPAN

Table of characteristics

	Width (mm)	Height (mm)	Weight (g)	Luminous flux ⁽²⁾ (lm)	Power consumed (W)
P4DM 11	210	210	520	388	7,6
P4DM 12	210	300	616	581	11,4
P4DM 13	210	390	712	775	15,2
P4DM 14	210	480	808	969	19,0
P4DM 22	300	300	904	775	15,2
P4DM 23	300	390	1.000	969	19,0
P4DM 24	300	480	1.096	1.163	22,8
P4DM 33	390	390	1.192	1.163	22,8
P4DM 34	390	480	1.288	1.357	26,6
P4DM 44	480	480	1.384	1.550	30,4

(2) Luminous flux (lm) is before the diffuser.

Model P4DM · Infrared 850 nm



850nm

INFRARED



SEMIDIFFUSE
60°



ULTRADIFFUSE
110°

PHOTOBIOLOGICAL
RISK

RG1 - LOW

60.000h



LIFESPAN

Table of characteristics

	Width (mm)	Height (mm)	Weight (g)	Radiated power ⁽¹⁾ (W)	Power consumed (W)
P4DM 11	210	210	520	1,6	4,0
P4DM 12	210	300	616	2,4	6,0
P4DM 13	210	390	712	3,2	8,0
P4DM 14	210	480	808	4,0	10,0
P4DM 22	300	300	904	3,2	8,0
P4DM 23	300	390	1.000	4,0	10,0
P4DM 24	300	480	1.096	4,8	12,0
P4DM 33	390	390	1.192	4,8	12,0
P4DM 34	390	480	1.288	5,6	14,0
P4DM 44	480	480	1.384	6,4	16,0

(2) Radiated power (W) is before the diffuser.

Model P4DM · Ultraviolet 365 nm



365nm

ULTRAVIOLET



TRANSPARENT
55°

PHOTOBIOLOGICAL
RISK

RG2 - MEDIUM

15.000h

LIFESPAN

Table of characteristics

	Width (mm)	Height (mm)	Weight (g)	Radiated power ⁽¹⁾ (W)	Power consumed (W)
P4DM 11	210	210	520	3,7	7,6
P4DM 12	210	300	616	5,6	11,4
P4DM 13	210	390	712	7,5	15,2
P4DM 14	210	480	808	9,3	19,0
P4DM 22	300	300	904	7,5	15,2
P4DM 23	300	390	1.000	9,3	19,0
P4DM 24	300	480	1.096	11,2	22,8
P4DM 33	390	390	1.192	11,2	22,8
P4DM 34	390	480	1.288	13,1	26,6
P4DM 44	480	480	1.384	14,9	30,4

(2) Radiated power (W) is before the diffuser.



Functional

Below is a selection of luminaires designed to meet specific lighting needs in a variety of spaces, whether in residential, commercial or industrial environments. Our range extends from luminaires with different shades and automatic on/off accessories.

Each of our luminaires has been created with attention to detail, from the initial idea to the materialisation of the product, with a focus on quality of light, energy efficiency and durability. We work with the latest advances in LED technology to bring you solutions that offer bright, uniform and energy-efficient lighting.

In addition to the wide selection of luminaires, we also offer expert advice to help you choose the most suitable options for your project. Our team of professionals is available to answer your questions, provide you with personalised recommendations and make sure you find the right lighting solutions for your needs.

Explore our catalogue and discover how our functional luminaires can transform your space with lighting that is efficient, stylish and tailored to your requirements.

Light up in style with our range of functional luminaires.

Functional Series

SR y SRX


The SR and SRX series brings lighting to the smallest possible size, adjusting every millimetre of the luminaire for reduced dimensions and considerable light output.

Available with axial or radial connection, it allows installation in different types of applications by fixing with carefully designed anchors to maintain the minimalist aesthetics.


Using electronics with different types of shades we can create the space we need. Whether we are looking for a comfortable atmosphere or on the contrary we want to enhance the finer details, we have a specific lighting for each environment.







Recommended for architectural installations, outdoor and ornamental lighting, even for industrial applications where size matters, work tables, control stations, etc.

Being a fully configurable product, it can be adapted to every need by adjusting a few parameters.



Functional · SR Series



24 V DC	155 lm/W	 NOT CASCADABLE	 75 mm INCREMENTAL	 FUNCTIONAL	CABLE M8A
POWER 1x ECO 0.5x	IP40 IP65	 PWM DIMABLE	 CLASS III	36 MONTHS	 MADE IN SPAIN

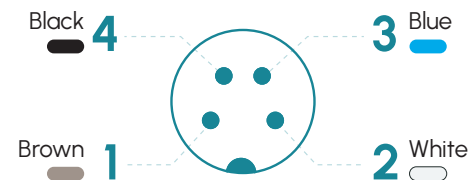
Technical specifications

Power supply voltage	24 Vdc ±5%	
Luminous efficiency	155 lm/W	
Luminous efficiency	Warm white	125 lm/W
	Daylight white	155 lm/W
PWM regulation (Max 25 KHz)	min. 0%	max. 100%
Wavelength	Warm white	3000K
	Daylight white	5000K
Beam angle	Semidiffuse	150°
	Ultradiffuse	150°
Max. number of cascable modules	This luminaire is not cascable	
Electrical protections	Transient overvoltages	YES
	Polarity reversal	YES
	Current sablizer	YES
Colour Rendering Index (CRI)	Warm white	≥ 90
	Daylight white	≥ 80
IP Rating	IP40 or IP65	
Protection type	Class III	
Operating temperature	POWER version	-10°C to +40°C
	ECO version	-10°C to +50°C
Storage temperature	0°C a +60°C	
Max. relative humidity	80% (without condensation)	
Body material	Anodized aluminum	
Side cover material	Anodized aluminum	
Diffuser material	Polycarbonate	
Connection types	2m cable, M8 connector with cable	
Standards	RoHs, CE	

Connection

Input M8A - Cable	Power	Eco	Dual
Pin 1 - Brown	+24 Vdc	+24 Vdc	+24 Vdc
Pin 2 - White	Not connected	Not connected	24 Vdc = Power 0 Vdc = Eco
Pin 3 - Blue	0 Vdc	0 Vdc	0 Vdc
Pin 4 - Black	Not connected	Not connected	Not connected

M8A Male



Fixings

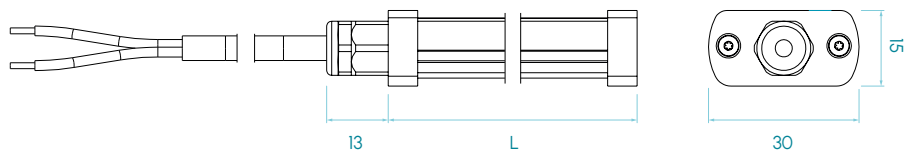
S00G2



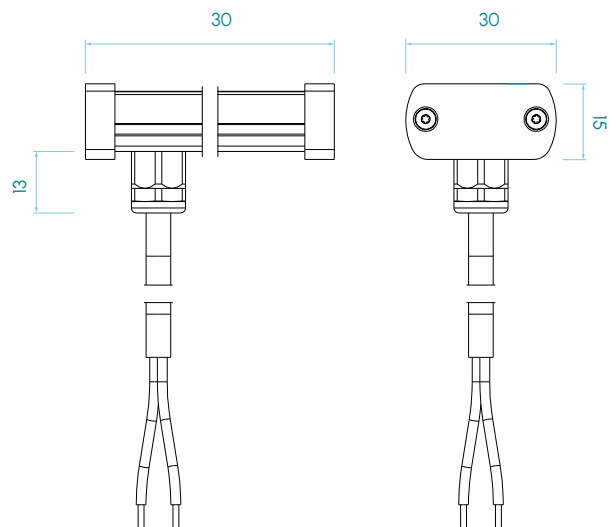
SR

Measures

M8A axial version



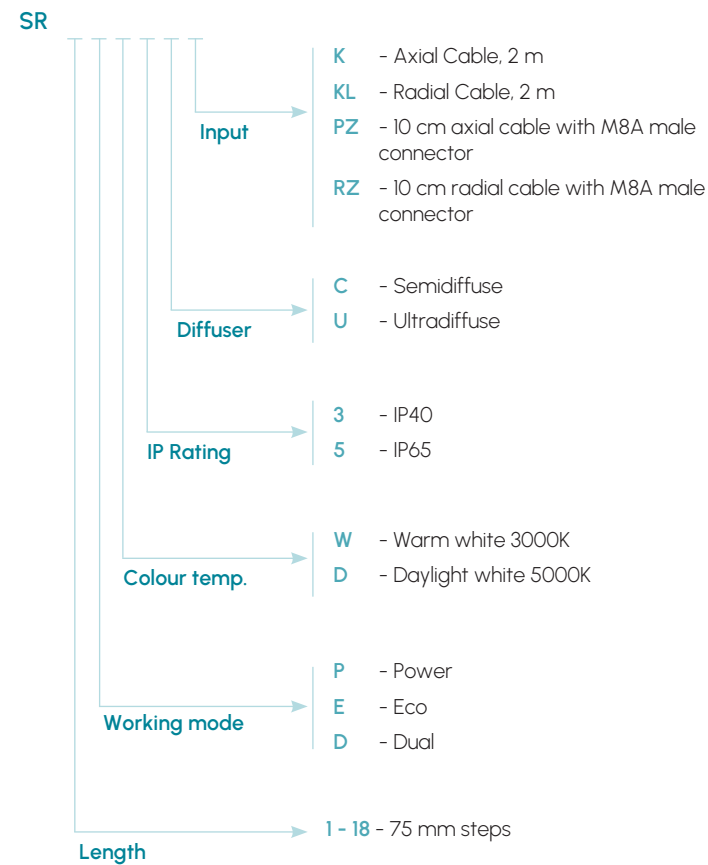
M8A radial version




Measures in mm

SR

Selection guide

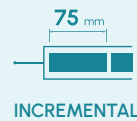


Functional · SRX Series



24 V
DC

155
lm/W



CABLE
M8A

POWER 1x
ECO 0.5x

IP40
IP65



36
MONTHS



Technical specifications

Power supply voltage	24 Vdc ±5%	
Luminous efficiency	Warm white Daylight white	125 lm/W 155 lm/W
PWM regulation (Max 25 KHz)	min. 0%	max. 100%
Wavelength	Warm white Daylight white	3000K 5000K
Beam angle	Semidiffuse Ultradiffuse	150° 150°
Max. number of cascable modules ⁽¹⁾	Power = 56	Eco = 112
Electrical protections	Transient overvoltages Polarity reversal Current sablizer	YES YES YES
Colour Rendering Index (CRI)	Warm white Daylight white	≥ 90 ≥ 80
IP Rating	IP40 or IP65	
Protection type	Class III	
Operating temperature	POWER version ECO version	-10°C to +40°C -10°C to +50°C
Storage temperature	0°C a +60°C	
Max. relative humidity	80% (without condensation)	
Body material	Anodized aluminum	
Side cover material	Anodized aluminum	
Diffuser material	Polycarbonate	
Connection types	2m cable, M8 connector with cable	
Standards	RoHs, CE	


(1) The number representing the length of the luminaire is the number of modules it has.

Connection

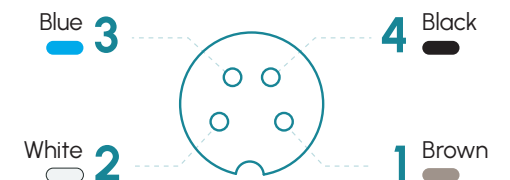
Input M8A - Cable	Power	Eco	Dual
Pin 1 - Brown	+24 Vdc	+24 Vdc	+24 Vdc
Pin 2 - White	Not connected	Not connected	24 Vdc = Power 0 Vdc = Eco
Pin 3 - Blue	0 Vdc	0 Vdc	0 Vdc
Pin 4 - Black	Not connected	Not connected	Not connected

Output M8A	Power	Eco	Dual
Pin 1 - Brown	+24 Vdc	+24 Vdc	+24 Vdc
Pin 2 - White	Not connected	Not connected	Same as Pin 2 input
Pin 3 - Blue	0 Vdc	0 Vdc	0 Vdc
Pin 4 - Black	Not connected	Not connected	Not connected

M8A Male



M8A Female



Fixings

S00G2



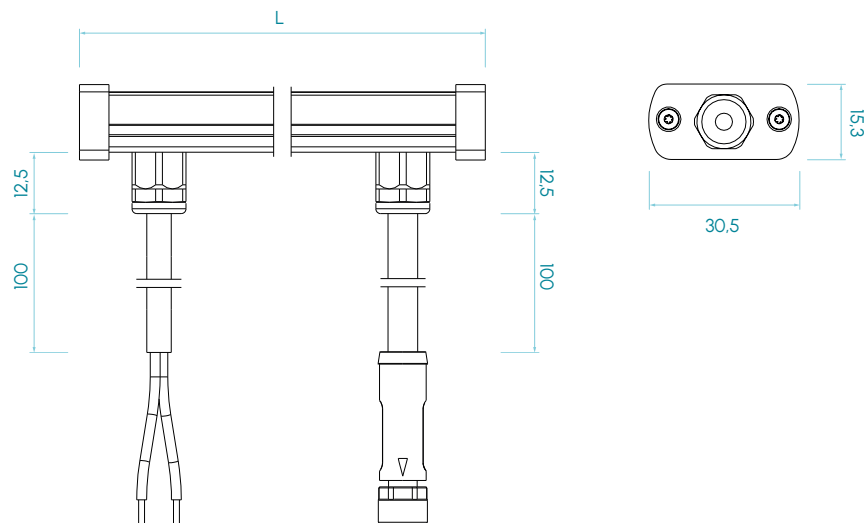
SRX

Measures

M8A axial version



M8A radial version

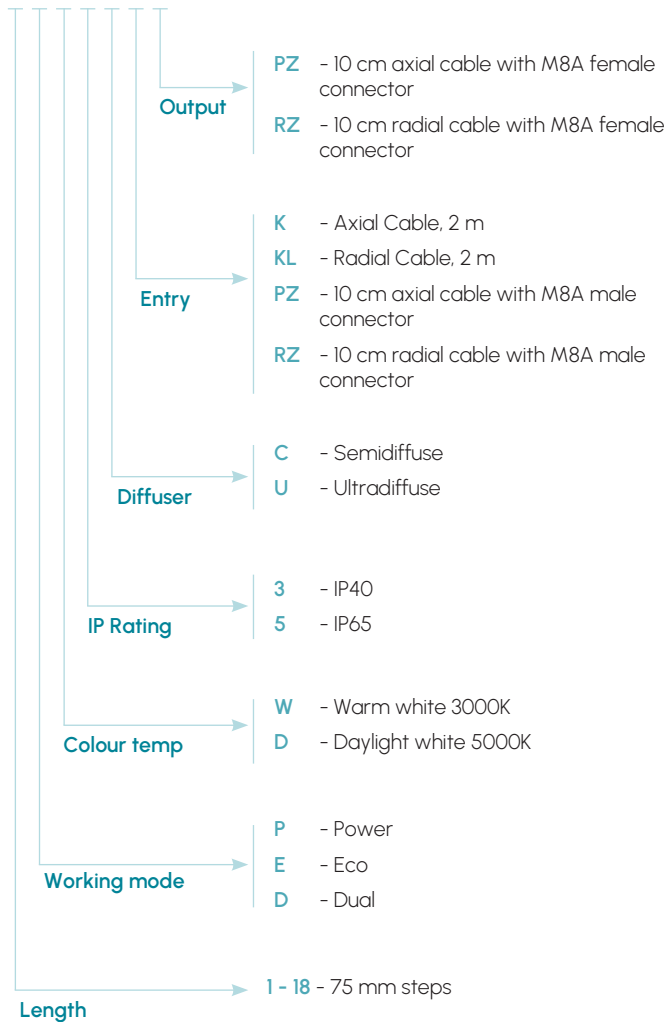


Measures in mm

SRX

Selection guide

SRX



SR & SRX Series · Warm white 3000K

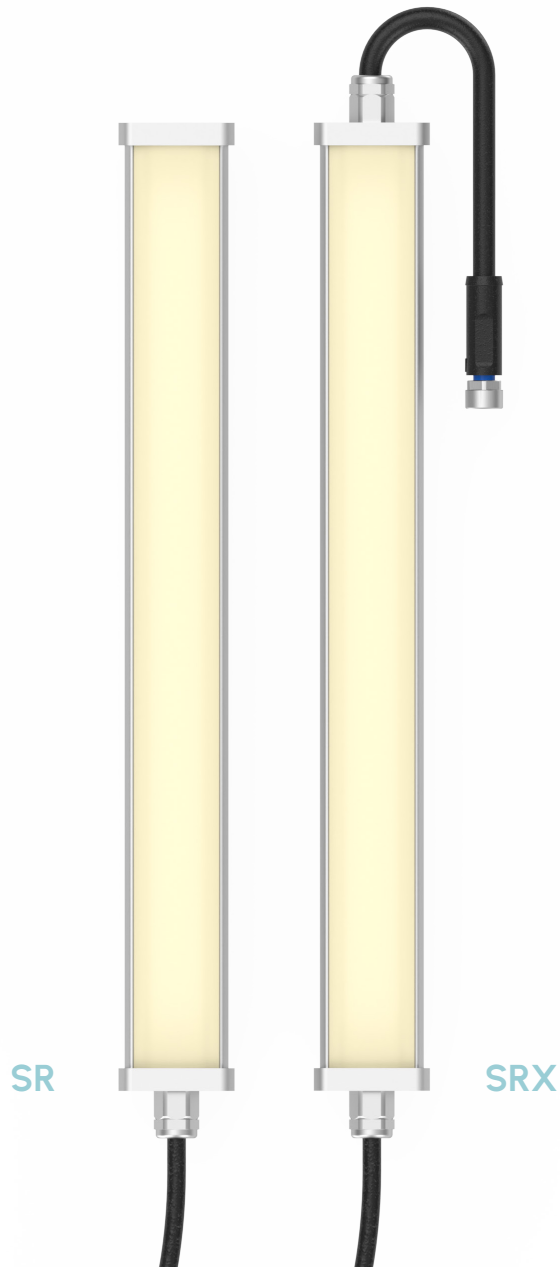
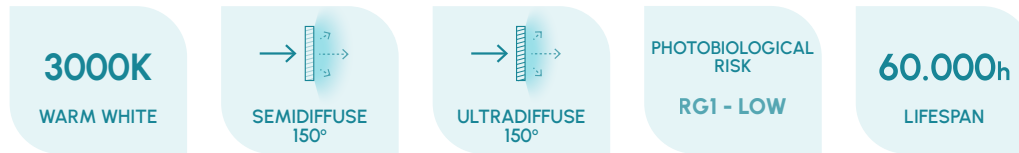


Table of characteristics

	Length L1 ⁽²⁾ (mm)	Length L2 ⁽²⁾ (mm)	Weight (g)	Illuminance Ev (lx) @ 1m				Luminous flux ⁽³⁾ (lm)		Power consumed (W)	
				SEMIDIFFUSE		ULTRADIFFUSE		POWER	ECO	POWER	ECO
				POWER	ECO	POWER	ECO				
SR/SRX 01...	105	123	115	44	24	35	19	195	98	1,6	0,8
SR/SRX 02...	180	198	141	88	48	69	37	390	195	3,2	1,6
SR/SRX 03...	255	273	167	132	71	104	56	586	293	4,8	2,4
SR/SRX 04...	330	348	193	177	95	139	75	781	390	6,4	3,2
SR/SRX 05...	405	423	219	221	119	174	93	976	488	8,0	4,0
SR/SRX 06...	480	498	245	265	143	208	112	1.171	586	9,6	4,8
SR/SRX 07...	555	573	271	309	166	243	131	1.366	683	11,2	5,6
SR/SRX 08...	630	648	297	353	190	278	150	1.562	781	12,8	6,4
SR/SRX 09...	705	723	323	397	214	312	168	1.757	878	14,4	7,2
SR/SRX 10...	780	798	349	441	238	347	187	1.952	976	16,0	8,0
SR/SRX 11...	855	873	375	485	262	382	206	2.147	1.074	17,6	8,8
SR/SRX 12...	930	948	401	530	285	417	224	2.342	1.171	19,2	9,6
SR/SRX 13...	1.005	1.023	427	574	309	451	243	2.538	1.269	20,8	10,4
SR/SRX 14...	1.080	1.098	453	618	333	486	262	2.733	1.366	22,4	11,2
SR/SRX 15...	1.155	1.173	479	662	357	521	280	2.928	1.464	24,0	12,0
SR/SRX 16...	1.230	1.248	505	706	381	555	299	3.123	1.562	25,6	12,8
SR/SRX 17...	1.305	1.323	531	750	404	590	318	3.318	1.659	27,2	13,6
SR/SRX 18...	1.380	1.398	557	794	428	625	336	3.514	1.757	28,8	14,4

(2) Versions with radial input and/or radial output will have as length L2, the rest will be L1.

(3) The luminous flux (lm) is before diffuser.

SR & SRX Series · Daylight white 5000K


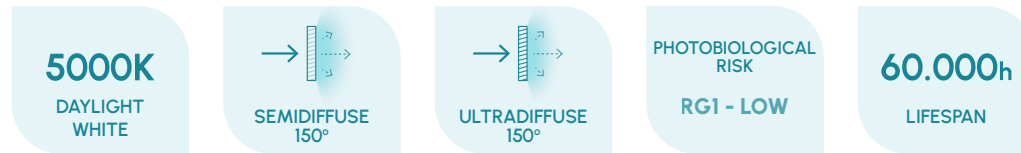


Table of characteristics

	Length L1 ⁽²⁾ (mm)	Length L2 ⁽²⁾ (mm)	Weight (g)	Illuminance Ev (lx) @ 1m				Luminous flux ⁽³⁾ (lm)		Power consumed (W)	
				SEMIDIFFUSE		ULTRADIFFUSE		POWER	ECO	POWER	ECO
				POWER	ECO	POWER	ECO				
SR/SRX 01...	105	123	89	56	28	34	17	251	126	1,6	0,8
SR/SRX 02...	180	198	129	111	56	67	33	502	251	3,2	1,6
SR/SRX 03...	255	273	169	167	84	101	50	754	377	4,8	2,4
SR/SRX 04...	330	348	209	222	112	134	67	1.005	502	6,4	3,2
SR/SRX 05...	405	423	249	278	140	168	83	1.256	628	8,0	4,0
SR/SRX 06...	480	498	289	333	168	201	100	1.507	754	9,6	4,8
SR/SRX 07...	555	573	329	389	196	235	117	1.758	879	11,2	5,6
SR/SRX 08...	630	648	369	444	224	268	133	2.010	1.005	12,8	6,4
SR/SRX 09...	705	723	409	500	251	302	150	2.261	1.130	14,4	7,2
SR/SRX 10...	780	798	449	556	279	335	167	2.512	1.256	16,0	8,0
SR/SRX 11...	855	873	489	611	307	369	183	2.763	1.382	17,6	8,8
SR/SRX 12...	930	948	529	667	335	402	200	3.014	1.507	19,2	9,6
SR/SRX 13...	1.005	1.023	569	722	363	436	217	3.266	1.633	20,8	10,4
SR/SRX 14...	1.080	1.098	609	778	391	469	233	3.517	1.758	22,4	11,2
SR/SRX 15...	1.155	1.173	649	833	419	503	250	3.768	1.884	24,0	12,0
SR/SRX 16...	1.230	1.248	689	889	447	536	267	4.019	2.010	25,6	12,8
SR/SRX 17...	1.305	1.323	729	944	475	570	283	4.270	2.135	27,2	13,6
SR/SRX 18...	1.380	1.398	769	1.000	503	604	300	4.522	2.261	28,8	14,4

(2) Versions with radial input and/or radial output will have as length L2, the rest will be L1.

(3) The luminous flux (lm) is before diffuser.

Serie Functional SC & SCX

First cousin of the SR series, the SC series is specially designed for indoor use where IP protection is no longer an important requirement.

The axial or radial connection possibilities make it easy to use in different applications.

Using the same electronics as the previous series, the SC series offers multiple possibilities in terms of light, shades that will make your space illuminated with a comfortable and pleasant light.


With a wide range of applications, this series is particularly suitable for indoor spaces where








there is no need for high IP protection. False ceiling applications, backlighting, specific lighting, etc.

High performance in a reduced size while maintaining the aesthetics, homogeneity and quality of the product, will take the lighting of your spaces to a higher level.



Functional · SC Series



24 V DC	155 lm/W	 NOT CASCADABLE	 75 mm INCREMENTAL	 FUNCTIONAL	 CABLE
POWER 1x ECO 0,5x	IP40	 PWM DIMABLE	 CLASS III	36 MONTHS	 MADE IN SPAIN

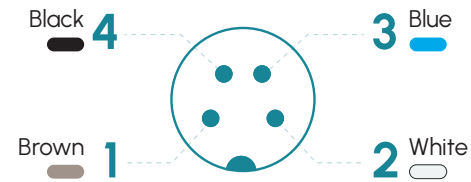
Technical specifications

Power supply voltage	24 Vdc ±5%	
Luminous efficiency	155 lm/W	
Luminous efficiency	Warm white	125 lm/W
	Daylight white	155 lm/W
PWM regulation (Max 25 KHz)	min. 0%	max. 100%
Wavelength	Warm white	3000K
	Daylight white	5000K
Beam angle	Semidiffuse	150°
	Ultradiffuse	150°
Max. number of cascable modules	This luminaire is not cascable	
Electrical protections	Transient overvoltages	YES
	Polarity reversal	YES
	Current stabilizer	YES
Colour Rendering Index (CRI)	Warm white	≥ 90
	Daylight white	≥ 80
IP Rating	IP40	
Protection type	Class III	
Operating temperature	POWER version	-10°C to +40°C
	ECO version	-10°C to +50°C
Storage temperature	0°C a +60°C	
Max. relative humidity	80% (without condensation)	
Body material	Anodized aluminum	
Side cover material	SLA resin	
Diffuser material	Polycarbonate	
Connection types	2m cable, M8 connector with cable	
Standards	RoHs, CE	

Connection

Input M8A - Cable	Power	Eco	Dual
Pin 1 - Brown	+24 Vdc	+24 Vdc	+24 Vdc
Pin 2 - White	Not connected	Not connected	24 Vdc = Power 0 Vdc = Eco
Pin 3 - Blue	0 Vdc	0 Vdc	0 Vdc
Pin 4 - Black	Not connected	Not connected	Not connected

M8A Male



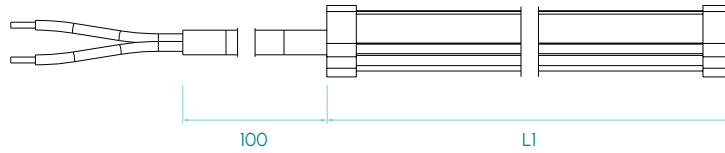
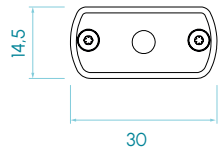
Fixings

S00G2

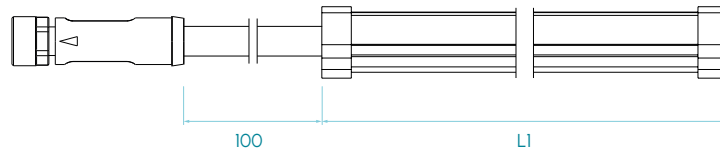
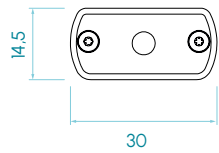


Measures

Cable version



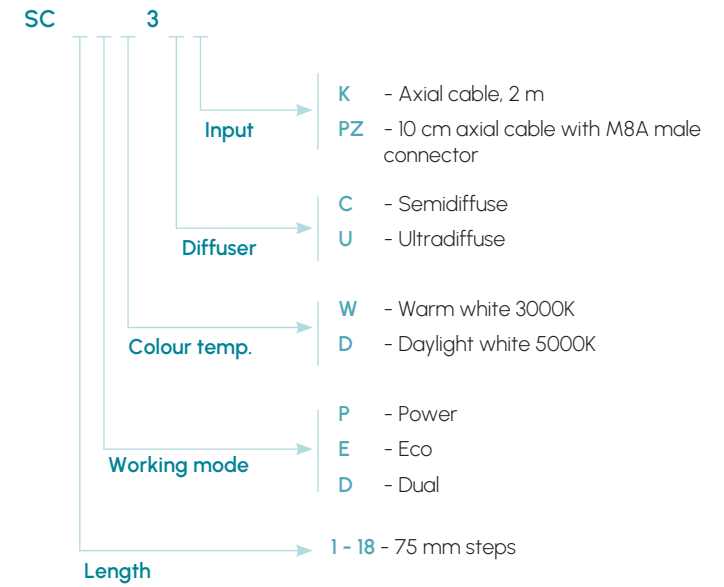
M8A axial cable version



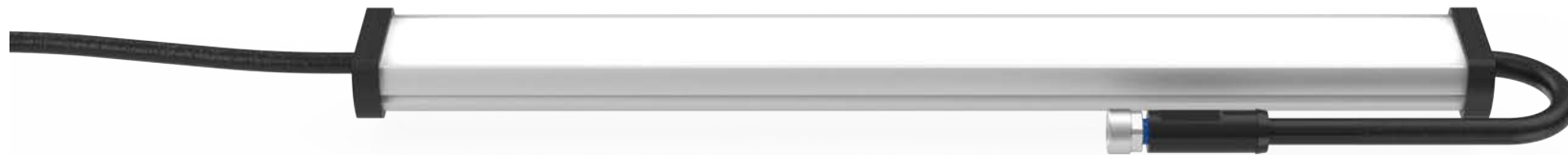
Measures in mm








SC

Selection guide



Functional · SCX Series



24 V DC	155 lm/W	 CASCADABLE	 75 mm INCREMENTAL	 FUNCTIONAL	 CABLE
POWER 1x ECO 0,5x	IP40	 PWM DIMABLE	 CLASS III	36 MONTHS	 EU MADE IN SPAIN

Technical specifications

Power supply voltage	24 Vdc ±5%	
Luminous efficiency	Warm white Daylight white	125 lm/W 155 lm/W
PWM regulation (Max 25 KHz)	min. 0%	max. 100%
Wavelength	Warm white Daylight white	3000K 5000K
Beam angle	Semidiffuse Ultradiffuse	150° 150°
Max. number of cascable modules ⁽¹⁾	Power = 56	Eco = 112
Electrical protections	Transient overvoltages Polarity reversal Current sablizer	YES YES YES
Colour Rendering Index (CRI)	Warm white Daylight white	≥ 90 ≥ 80
IP Rating	IP40	
Protection type	Class III	
Operating temperature	POWER version ECO version	-10°C to +40°C -10°C to +50°C
Storage temperature	0°C a +60°C	
Max. relative humidity	80% (without condensation)	
Body material	Anodized aluminum	
Side cover material	SLA resin	
Diffuser material	Polycarbonate	
Connection types	2m cable, M8 connector with cable	
Standards	RoHs, CE	


(1) The number representing the length of the luminaire is the number of modules it has.

Connection

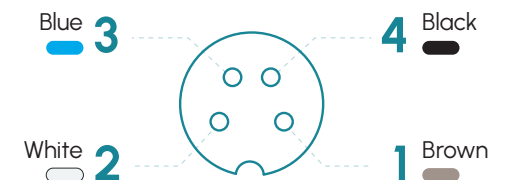
Input M8A - Cable	Power	Eco	Dual
Pin 1 - Brown	+24 Vdc	+24 Vdc	+24 Vdc
Pin 2 - White	Not connected	Not connected	24 Vdc = Power 0 Vdc = Eco
Pin 3 - Blue	0 Vdc	0 Vdc	0 Vdc
Pin 4 - Black	Not connected	Not connected	Not connected

Output M8A	Power	Eco	Dual
Pin 1 - Brown	+24 Vdc	+24 Vdc	+24 Vdc
Pin 2 - White	Not connected	Not connected	Same as Pin 2 input
Pin 3 - Blue	0 Vdc	0 Vdc	0 Vdc
Pin 4 - Black	Not connected	Not connected	Not connected

M8A Male



M8A Female



Fixings

S00G2

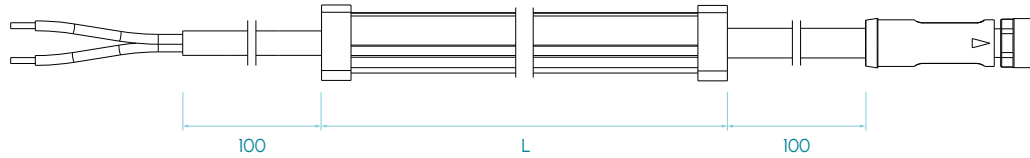


SCX

Measures

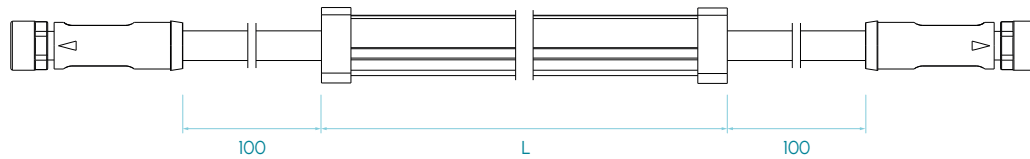
IP40

Axial version Cable - M8A Cable



Axial version M8A Cable - M8A Cable

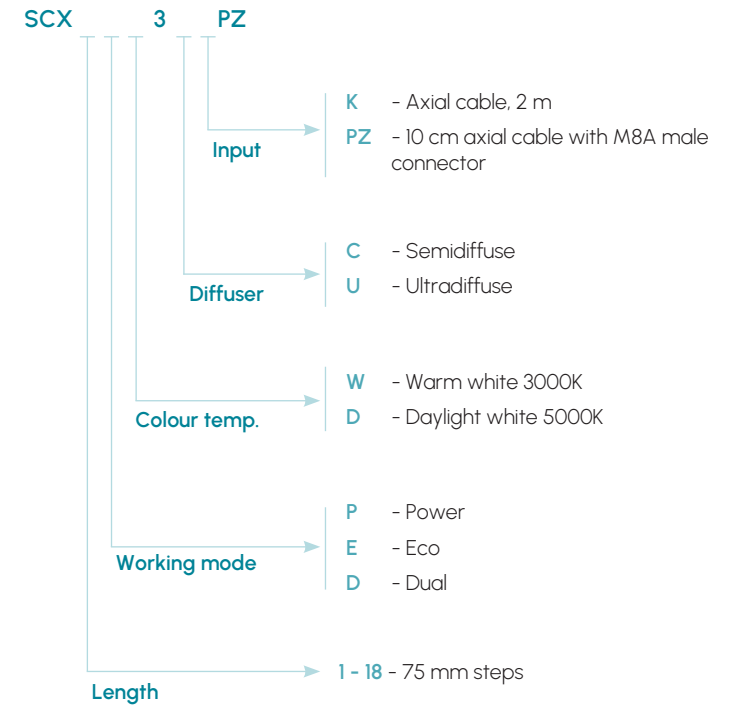
IP65




Measures in mm

SCX

Selection guide



SC & SCX Series · Warm white 3000K



3000K

WARM WHITE



SEMIDIFFUSE
150°



ULTRADIFFUSE
150°

PHOTOBIOLOGICAL
RISK

RG1 - LOW

60.000h

LIFESPAN


Table of characteristics

	Length L1 ⁽²⁾ (mm)	Length L2 ⁽²⁾ (mm)	Weight (g)	Illuminance Ev (lx) @ 1m				Luminous flux ⁽³⁾ (lm)		Power consumed (W)	
				SEMIDIFFUSE		ULTRADIFFUSE		POWER	ECO	POWER	ECO
				POWER	ECO	POWER	ECO				
SC/SCX 01...	105	123	115	44	24	35	19	195	98	1,6	0,8
SC/SCX02...	180	198	141	88	48	69	37	390	195	3,2	1,6
SC/SCX 03...	255	273	167	132	71	104	56	586	293	4,8	2,4
SC/SCX 04...	330	348	193	177	95	139	75	781	390	6,4	3,2
SC/SCX 05...	405	423	219	221	119	174	93	976	488	8,0	4,0
SC/SCX 06...	480	498	245	265	143	208	112	1.171	586	9,6	4,8
SC/SCX 07...	555	573	271	309	166	243	131	1.366	683	11,2	5,6
SC/SCX 08...	630	648	297	353	190	278	150	1.562	781	12,8	6,4
SC/SCX 09...	705	723	323	397	214	312	168	1.757	878	14,4	7,2
SC/SCX 10...	780	798	349	441	238	347	187	1.952	976	16,0	8,0
SC/SCX 11...	855	873	375	485	262	382	206	2.147	1.074	17,6	8,8
SC/SCX 12...	930	948	401	530	285	417	224	2.342	1.171	19,2	9,6
SC/SCX 13...	1.005	1.023	427	574	309	451	243	2.538	1.269	20,8	10,4
SC/SCX 14...	1.080	1.098	453	618	333	486	262	2.733	1.366	22,4	11,2
SC/SCX 15...	1.155	1.173	479	662	357	521	280	2.928	1.464	24,0	12,0
SC/SCX 16...	1.230	1.248	505	706	381	555	299	3.123	1.562	25,6	12,8
SC/SCX 17...	1.305	1.323	531	750	404	590	318	3.318	1.659	27,2	13,6
SC/SCX 18...	1.380	1.398	557	794	428	625	336	3.514	1.757	28,8	14,4

(2) Versions with radial input and/or radial output will have as length L2, the rest will be L1.

(3) The luminous flux (lm) is before diffuser.

Serie SC y SCX · Blanco día 5000K



5000K

BLANCO DÍA



SEMIDIFUSO
150°



ULTRADIFUSO
150°

RIESGO
FOTOBIOLOGICO

RG1 - BAJO

60.000h

VIDA ÚTIL

Table de características

	Length L1 ⁽²⁾ (mm)	Length L2 ⁽²⁾ (mm)	Weight (g)	Illuminance Ev (lx) @ 1m				Luminous flux ⁽³⁾ (lm)		Power consumed (W)	
				SEMIDIFFUSE		ULTRADIFFUSE		POWER	ECO	POWER	ECO
				POWER	ECO	POWER	ECO				
SC/SCX 01...	105	123	115	60	32	47	25	251	126	1,6	0,8
SC/SCX02...	180	198	141	120	65	94	51	502	251	3,2	1,6
SC/SCX 03...	255	273	167	180	97	141	76	754	377	4,8	2,4
SC/SCX 04...	330	348	193	240	129	188	101	1.005	502	6,4	3,2
SC/SCX 05...	405	423	219	299	161	236	127	1.256	628	8,0	4,0
SC/SCX 06...	480	498	245	359	194	283	152	1.507	754	9,6	4,8
SC/SCX 07...	555	573	271	419	226	330	178	1.758	879	11,2	5,6
SC/SCX 08...	630	648	297	479	258	377	203	2.010	1.005	12,8	6,4
SC/SCX 09...	705	723	323	539	290	424	228	2.261	1.130	14,4	7,2
SC/SCX 10...	780	798	349	599	323	471	254	2.512	1.256	16,0	8,0
SC/SCX 11...	855	873	375	659	355	518	279	2.763	1.382	17,6	8,8
SC/SCX 12...	930	948	401	719	387	565	304	3.014	1.507	19,2	9,6
SC/SCX 13...	1.005	1.023	427	779	420	612	330	3.266	1.633	20,8	10,4
SC/SCX 14...	1.080	1.098	453	838	452	660	355	3.517	1.758	22,4	11,2
SC/SCX 15...	1.155	1.173	479	898	484	707	380	3.768	1.884	24,0	12,0
SC/SCX 16...	1.230	1.248	505	958	516	754	406	4.019	2.010	25,6	12,8
SC/SCX 17...	1.305	1.323	531	1.018	549	801	431	4.270	2.135	27,2	13,6
SC/SCX 18...	1.380	1.398	557	1.078	581	848	457	4.522	2.261	28,8	14,4

(2) Versions with radial input and/or radial output will have as length L2, the rest will be L1.

(3) The luminous flux (lm) is before diffuser.

Functional Series

PR & PRX

The PR and PRX series is characterised by its unrivalled robustness, with attention to detail from initial design to mass production.

This is the series par excellence of the functional Lumher catalogue, where elegance and style coexist in harmony with power and design.


With its different types of connections, different types of sealing and different fixings, it covers a multitude of applications. Widely used in outdoor and indoor lighting applications where there is the possibility of splashing water, bathrooms, kitchens, balconies... anywhere that needs to be illuminated has its place.







On an industrial level it can be used in applications such as lighting of packaging machines, control posts, electrical panels and cabinets, etc.

As far as light is concerned, a homogeneous light has been achieved with two diffusers available, high power with an unbeatable quality of light.



Functional · PR Series



24 V DC	155 lm/W	 NOT CASCADABLE	 75 mm INCREMENTAL	 FUNCTIONAL	CABLE M12A
POWER 1x ECO 0.5x	IP40 IP65	 PWM DIMABLE	 CLASS III	36 MONTHS	 MADE IN SPAIN

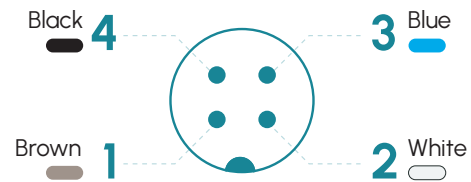
Technical specifications

Power supply voltage	24 Vdc ±5%	
Luminous efficiency	Warm white Daylight white	125 lm/W 155 lm/W
PWM regulation (Max 25 KHz)	min. 0%	max. 100%
Wavelength	Warm white Daylight white	3000K 5000K
Beam angle	Semidiffuse Ultradiffuse	60° 110°
Max. number of cascadable modules	This luminaire is not cascadable	
Electrical protections	Transient overvoltages Polarity reversal Current sablizer	YES YES YES
Colour Rendering Index (CRI)	Warm white Daylight white	≥ 90 ≥ 80
IP Rating	IP40 or IP65	
Protection type	Class III	
Operating temperature	POWER version ECO version	-10°C to +40°C -10°C to +50°C
Storage temperature	0°C a +60°C	
Max. relative humidity	80% (without condensation)	
Body material	Anodized aluminum	
Side cover material	Anodized aluminum	
Diffuser material	Polycarbonate	
Connection types	M12A, 2m cable, M12A connector with cable	
Standards	RoHs, CE	

Connection

Input M12A - Cable	Power	Eco	Dual
Pin 1 - Brown	+24 Vdc	+24 Vdc	+24 Vdc
Pin 2 - White	Not connected	Not connected	24 Vdc = Power 0 Vdc = Eco
Pin 3 - Blue	0 Vdc	0 Vdc	0 Vdc
Pin 4 - Black	Not connected	Not connected	Not connected


M12A Male



Fixings

P00G1 , P00G2, P00G3, P00R1, M6D16

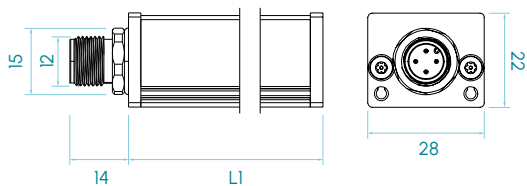
PR



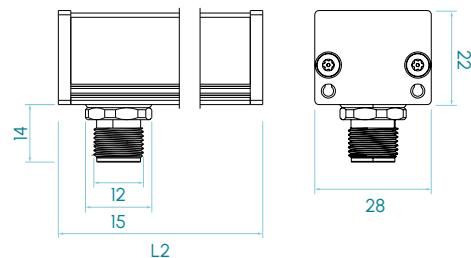
Measures

IP40

M12A axial version

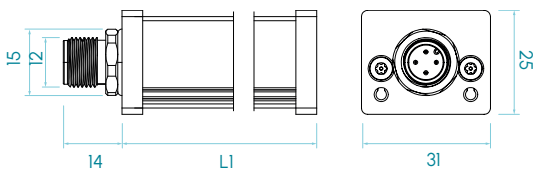


M12A radial version

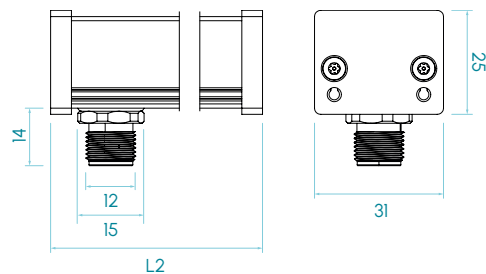


IP65

M12A axial version



M12A radial version

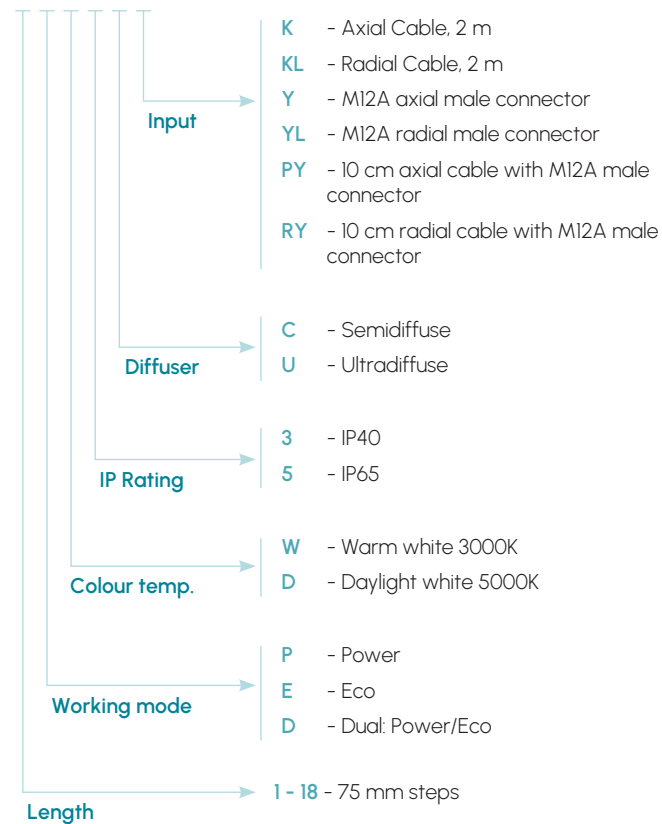


Measures in mm


PR

Selection guide

PR




Functional · PRX Series



24 V
DC

155
lm/W



CASCADABLE



INCREMENTAL



FUNCTIONAL

CABLE
M12A

POWER 1x
ECO 0.5x

IP40
IP65

PWM
DIMABLE

CLASS III

36
MONTHS

EU
MADE IN SPAIN

Technical specifications

Power supply voltage	24 Vdc ±5%	
Luminous efficiency	Warm white Daylight white	125 lm/W 155 lm/W
PWM regulation (Max 25 KHz)	min. 0%	max. 100%
Wavelength	Warm white Daylight white	3000K 5000K
Beam angle	Semidiffuse Ultradiffuse	60° 110°
Max. number of cascable modules ⁽¹⁾	Power = 56	Eco = 112
Electrical protections	Transient overvoltages Polarity reversal Current sablizer	YES YES YES
Colour Rendering Index (CRI)	Warm white Daylight white	≥ 90 ≥ 80
IP Rating	IP40 or IP65	
Protection type	Class III	
Operating temperature	POWER version ECO version	-10°C to +40°C -10°C to +50°C
Storage temperature	0°C a +60°C	
Max. relative humidity	80% (without condensation)	
Body material	Anodized aluminum	
Side cover material	Anodized aluminum	
Diffuser material	Polycarbonate	
Connection types	M12A, 2m cable, M12A connector with cable	
Standards	RoHs, CE	


(1) The number representing the length of the luminaire is the number of modules it has.

Connection

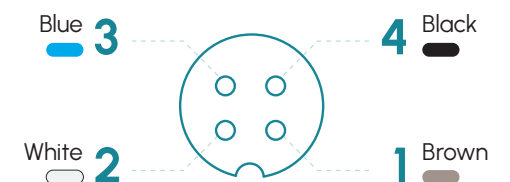
Input M12A - Cable	Power	Eco	Dual
Pin 1 - Brown	+24 Vdc	+24 Vdc	+24 Vdc
Pin 2 - White	Not connected	Not connected	24 Vdc = Power 0 Vdc = Eco
Pin 3 - Blue	0 Vdc	0 Vdc	0 Vdc
Pin 4 - Black	Not connected	Not connected	Not connected

Output M12A	Power	Eco	Dual
Pin 1 - Brown	+24 Vdc	+24 Vdc	+24 Vdc
Pin 2 - White	Not connected	Not connected	Same as Pin 2 input
Pin 3 - Blue	0 Vdc	0 Vdc	0 Vdc
Pin 4 - Black	Not connected	Not connected	Not connected

M12A Male




M12A Female



Fixings

P00G1, P00G2, P00G3, P00R1, M6D16

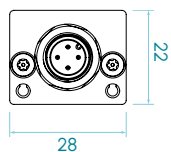
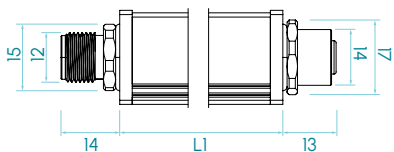
PRX



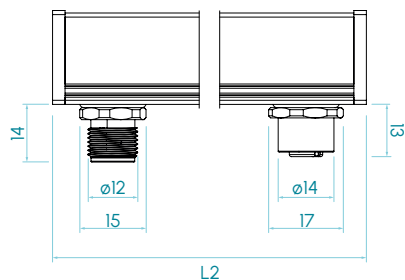
Measures

IP40

M12A axial version

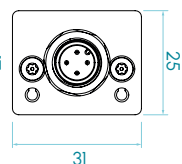
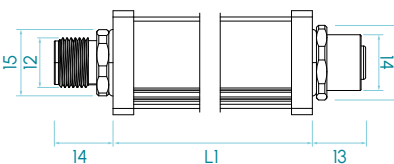


M12A radial version

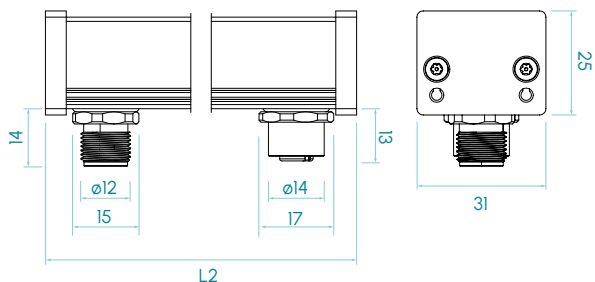


IP65

M12A axial version



M12A radial version

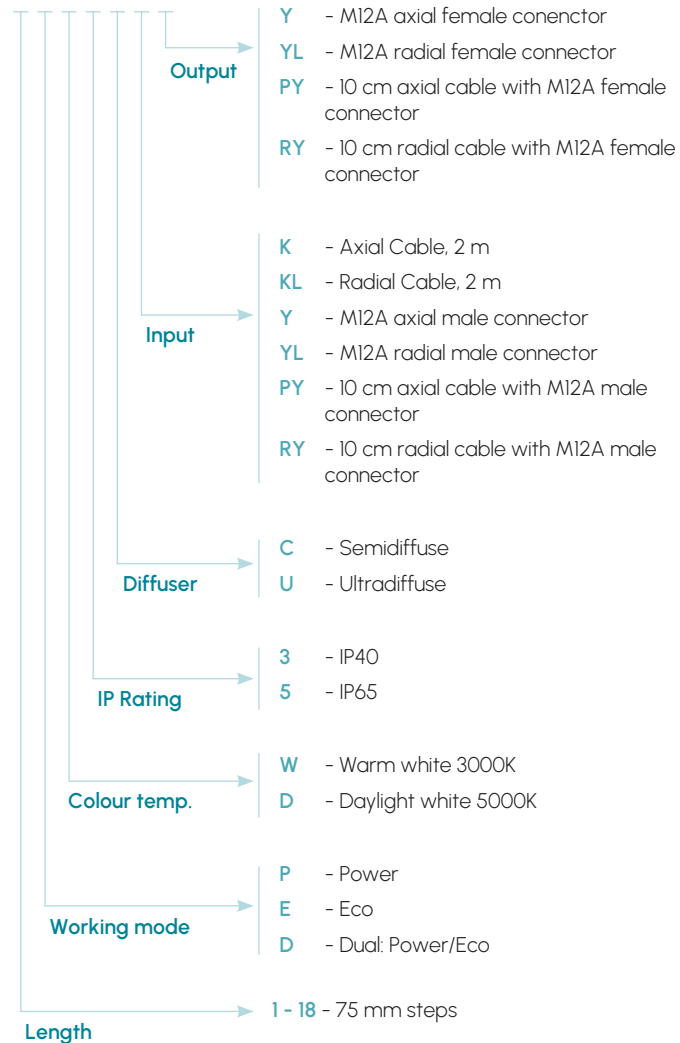


Measures in mm

PRX

Selection guide

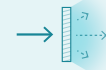
PRX



PR & PRX Series · Warm white 3000K

3000K

WARM WHITE



SEMIDIFFUSE
60°




ULTRADIFFUSE
110°

PHOTOBIOLOGICAL
RISK

RG1 - LOW

60.000h

LIFESPAN



PR

PRX

Table of characteristics


	Length L1 ⁽²⁾ (mm)	Length L2 ⁽²⁾ (mm)	Weight (g)	Illuminance Ev (lx) @ 1m				Luminous flux ⁽³⁾ (lm)		Power consumed (W)	
				SEMIDIFFUSE		ULTRADIFFUSE		POWER	ECO	POWER	ECO
				POWER	ECO	POWER	ECO				
PR/PRX 01...	105	123	89	41	21	25	12	195	98	1,6	0,8
PR/PRX 02...	180	198	129	82	41	49	25	390	195	3,2	1,6
PR/PRX 03...	255	273	169	123	62	74	37	586	293	4,8	2,4
PR/PRX 04...	330	348	209	164	82	99	49	781	390	6,4	3,2
PR/PRX 05...	405	423	249	205	103	124	61	976	488	8,0	4,0
PR/PRX 06...	480	498	289	246	124	148	74	1.171	586	9,6	4,8
PR/PRX 07...	555	573	329	287	144	173	86	1.366	683	11,2	5,6
PR/PRX 08...	630	648	369	327	165	198	98	1.562	781	12,8	6,4
PR/PRX 09...	705	723	409	368	185	222	110	1.757	878	14,4	7,2
PR/PRX 10...	780	798	449	409	206	247	123	1.952	976	16,0	8,0
PR/PRX 11...	855	873	489	450	226	272	135	2.147	1.074	17,6	8,8
PR/PRX 12...	930	948	529	491	247	296	147	2.342	1.171	19,2	9,6
PR/PRX 13...	1.005	1.023	569	532	268	321	160	2.538	1.269	20,8	10,4
PR/PRX 14...	1.080	1.098	609	573	288	346	172	2.733	1.366	22,4	11,2
PR/PRX 15...	1.155	1.173	649	614	309	371	184	2.928	1.464	24,0	12,0
PR/PRX 16...	1.230	1.248	689	655	329	395	196	3.123	1.562	25,6	12,8
PR/PRX 17...	1.305	1.323	729	696	350	420	209	3.318	1.659	27,2	13,6
PR/PRX 18...	1.380	1.398	769	737	371	445	221	3.514	1.757	28,8	14,4

(2) Versions with radial input and/or radial output will have as length L2, the rest will be L1.


(3) The luminous flux (lm) is before diffuser.

PR & PRX Series · Daylight white 5000K

5000K
DAYLIGHT
WHITE




SEMIDIFFUSE
60°



ULTRADIFFUSE
110°

PHOTOBIOLOGICAL
RISK
RG1 - LOW

60.000h
LIFESPAN



PR

PRX


Table of characteristics

	Length L1 ⁽²⁾ (mm)	Length L2 ⁽²⁾ (mm)	Weight (g)	Illuminance Ev (lx) @ 1m				Luminous flux ⁽³⁾ (lm)		Power consumed (W)	
				SEMIDIFFUSE		ULTRADIFFUSE		POWER	ECO	POWER	ECO
				POWER	ECO	POWER	ECO				
PR/PRX 01...	105	123	89	56	28	34	17	251	126	1,6	0,8
PR/PRX 02...	180	198	129	111	56	67	33	502	251	3,2	1,6
PR/PRX 03...	255	273	169	167	84	101	50	754	377	4,8	2,4
PR/PRX 04...	330	348	209	222	112	134	67	1.005	502	6,4	3,2
PR/PRX 05...	405	423	249	278	140	168	83	1.256	628	8,0	4,0
PR/PRX 06...	480	498	289	333	168	201	100	1.507	754	9,6	4,8
PR/PRX 07...	555	573	329	389	196	235	117	1.758	879	11,2	5,6
PR/PRX 08...	630	648	369	444	224	268	133	2.010	1.005	12,8	6,4
PR/PRX 09...	705	723	409	500	251	302	150	2.261	1.130	14,4	7,2
PR/PRX 10...	780	798	449	556	279	335	167	2.512	1.256	16,0	8,0
PR/PRX 11...	855	873	489	611	307	369	183	2.763	1.382	17,6	8,8
PR/PRX 12...	930	948	529	667	335	402	200	3.014	1.507	19,2	9,6
PR/PRX 13...	1.005	1.023	569	722	363	436	217	3.266	1.633	20,8	10,4
PR/PRX 14...	1.080	1.098	609	778	391	469	233	3.517	1.758	22,4	11,2
PR/PRX 15...	1.155	1.173	649	833	419	503	250	3.768	1.884	24,0	12,0
PR/PRX 16...	1.230	1.248	689	889	447	536	267	4.019	2.010	25,6	12,8
PR/PRX 17...	1.305	1.323	729	944	475	570	283	4.270	2.135	27,2	13,6
PR/PRX 18...	1.380	1.398	769	1.000	503	604	300	4.522	2.261	28,8	14,4

(2) Versions with radial input and/or radial output will have as length L2, the rest will be L1.

(3) The luminous flux (lm) is before diffuser.

Functional · PRS Series



24 V
DC

155
lm/W

NOT
CASCADABLE

75 mm
INCREMENTAL

FUNCTIONAL

TACTILE

PIR

SWITCH

POWER 1x
ECO 0,5x

IP40

PWM
DIMABLE

CABLE
M12A

CLASS III

36
MONTHS

MADE IN SPAIN

Technical specifications

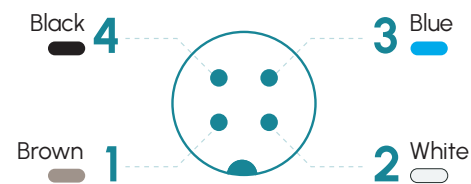
Power supply voltage	24 Vdc ±5%	
Luminous efficiency	Warm white Daylight white	125 lm/W 155 lm/W
Motion sensor disconnection delay (PIR)	5 min.	
Wavelength	Warm white Daylight white	3000K 5000K
Beam angle	Semidiffuse Ultradiffuse	60° 110°
Max. number of cascadable modules	This luminaire is not cascadable	
Electrical protections	Transient overvoltages Polarity reversal Current stabilizer	YES YES YES
Colour Rendering Index (CRI)	Warm white Daylight white	≥ 90 ≥ 80
IP Rating	IP40	
Protection type	Class III	
Operating temperature	POWER version ECO version	-10°C to +40°C -10°C to +50°C
Storage temperature	0°C a +60°C	
Max. relative humidity	80% (without condensation)	
Body material	Anodized aluminum	
Side cover material	Anodized aluminum	
Diffuser material	Polycarbonate	
Connection types	M12A, 2m cable, M12A connector with cable	
Standards	RoHs, CE	

Connection

Input M12A - Cable	Power	Eco	Dual
Pin 1 - Brown	+24 Vdc	+24 Vdc	+24 Vdc
Pin 2 - White	Not connected	Not connected	24 Vdc = Power 0 Vdc = Eco
Pin 3 - Blue	0 Vdc	0 Vdc	0 Vdc
Pin 4 - Black ⁽¹⁾	24 Vdc = Power on 0 Vdc = Switched on by motion sensor or touch sensor		

(1) Pin 4 is not connected in the switch version

M12A Male



Fixings

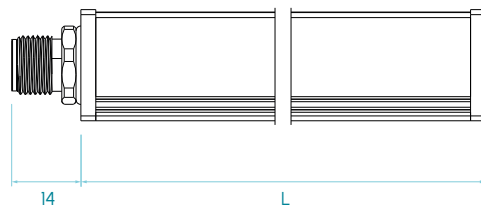
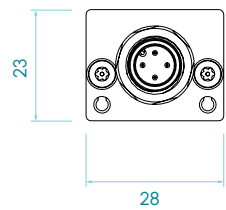
P00G1, P00G2, P00G3, P00R1, M6D16

PRS

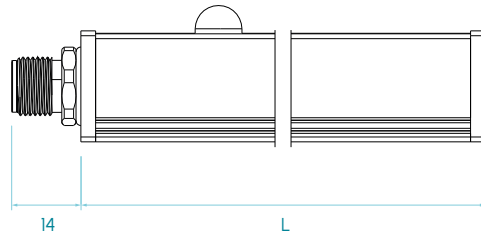
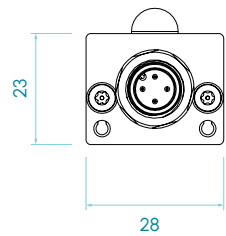


Measures

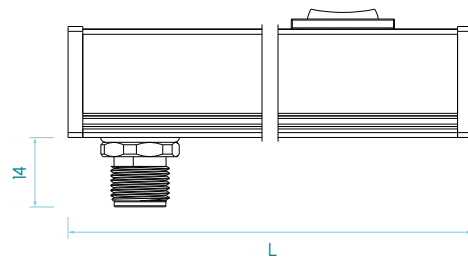
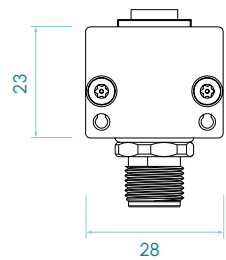
Tactile sensor + M12A axial input



Motion sensor + M12A axial input



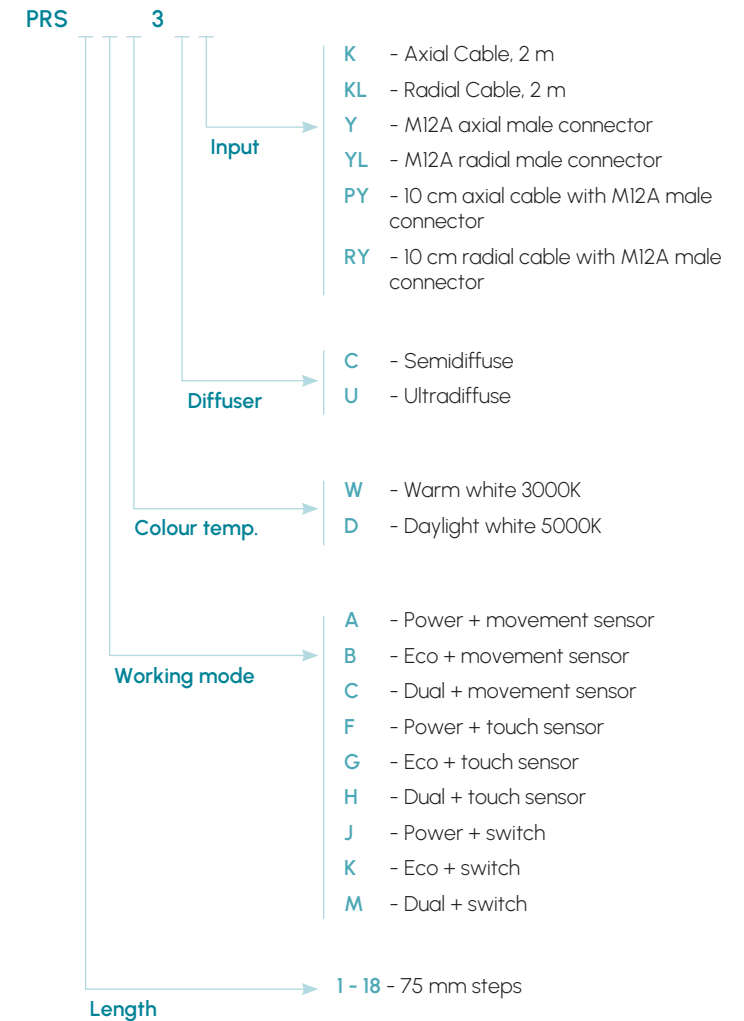
Switch + M12A radial input



Measures in mm

PRS

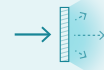
Selection guide



PRS Series · Warm white 3000

3000K

WARM WHITE



SEMIDIFFUSE
60°



ULTRADIFFUSE
110°

PHOTOBIOLOGICAL
RISK

RG1 - LOW

60.000h

LIFESPAN



Table of characteristics

	Length L1 ⁽²⁾ (mm)	Length L2 ⁽²⁾ (mm)	Weight (g)	Illuminance Ev (lx) @ 1m				Luminous flux ⁽³⁾ (lm)		Power consumed (W)	
				SEMIDIFFUSE		ULTRADIFFUSE		POWER	ECO	POWER	ECO
				POWER	ECO	POWER	ECO				
				POWER	ECO	POWER	ECO	POWER	ECO		
PRS 01...	140	158	89	41	21	25	12	195	98	1,6	0,8
PRS 02...	215	233	129	82	41	49	25	390	195	3,2	1,6
PRS 03...	290	308	169	123	62	74	37	586	293	4,8	2,4
PRS 04...	365	383	209	164	82	99	49	781	390	6,4	3,2
PRS 05...	440	458	249	205	103	124	61	976	488	8,0	4,0
PRS 06...	515	533	289	246	124	148	74	1.171	586	9,6	4,8
PRS 07...	590	608	329	287	144	173	86	1.366	683	11,2	5,6
PRS 08...	665	683	369	327	165	198	98	1.562	781	12,8	6,4
PRS 09...	740	758	409	368	185	222	110	1.757	878	14,4	7,2
PRS 10...	815	833	449	409	206	247	123	1.952	976	16,0	8,0
PRS 11...	890	908	489	450	226	272	135	2.147	1.074	17,6	8,8
PRS 12...	965	983	529	491	247	296	147	2.342	1.171	19,2	9,6
PRS 13...	1.040	1.058	569	532	268	321	160	2.538	1.269	20,8	10,4
PRS 14...	1.115	1.133	609	573	288	346	172	2.733	1.366	22,4	11,2
PRS 15...	1.190	1.208	649	614	309	371	184	2.928	1.464	24,0	12,0
PRS 16...	1.265	1.283	689	655	329	395	196	3.123	1.562	25,6	12,8
PRS 17...	1.340	1.358	729	696	350	420	209	3.318	1.659	27,2	13,6
PRS 18...	1.415	1.433	769	737	371	445	221	3.514	1.757	28,8	14,4

(2) Versions with radial input and/or radial output will have as length L2, the rest will be L1.

(3) The luminous flux (lm) is before diffuser.

PRS Series · Daylight white 5000K

5000K

DAYLIGHT
WHITE



SEMIDIFFUSE
60°



ULTRADIFFUSE
110°

PHOTOBIOLOGICAL
RISK

RG1 - LOW

60.000h

LIFESPAN




Table of characteristics

	Length L1 ⁽²⁾ (mm)	Length L2 ⁽²⁾ (mm)	Weight (g)	Illuminance Ev (lx) @ 1m				Luminous flux ⁽³⁾ (lm)		Power consumed (W)	
				SEMIDIFFUSE		ULTRADIFFUSE		POWER	ECO	POWER	ECO
				POWER	ECO	POWER	ECO				
				POWER	ECO	POWER	ECO	POWER	ECO		
PRS 01...	140	158	89	56	28	34	17	251	126	1,6	0,8
PRS 02...	215	233	129	111	56	67	33	502	251	3,2	1,6
PRS 03...	290	308	169	167	84	101	50	754	377	4,8	2,4
PRS 04...	365	383	209	222	112	134	67	1.005	502	6,4	3,2
PRS 05...	440	458	249	278	140	168	83	1.256	628	8,0	4,0
PRS 06...	515	533	289	333	168	201	100	1.507	754	9,6	4,8
PRS 07...	590	608	329	389	196	235	117	1.758	879	11,2	5,6
PRS 08...	665	683	369	444	224	268	133	2.010	1.005	12,8	6,4
PRS 09...	740	758	409	500	251	302	150	2.261	1.130	14,4	7,2
PRS 10...	815	833	449	556	279	335	167	2.512	1.256	16,0	8,0
PRS 11...	890	908	489	611	307	369	183	2.763	1.382	17,6	8,8
PRS 12...	965	983	529	667	335	402	200	3.014	1.507	19,2	9,6
PRS 13...	1.040	1.058	569	722	363	436	217	3.266	1.633	20,8	10,4
PRS 14...	1.115	1.133	609	778	391	469	233	3.517	1.758	22,4	11,2
PRS 15...	1.190	1.208	649	833	419	503	250	3.768	1.884	24,0	12,0
PRS 16...	1.265	1.283	689	889	447	536	267	4.019	2.010	25,6	12,8
PRS 17...	1.340	1.358	729	944	475	570	283	4.270	2.135	27,2	13,6
PRS 18...	1.415	1.433	769	1.000	503	604	300	4.522	2.261	28,8	14,4

(2) Versions with radial input and/or radial output will have as length L2, the rest will be L1.

(3) The luminous flux (lm) is before diffuser.

Functional Series PC

Following the philosophy of the PR series we have the PC range, a functional luminaire for indoor environments where water protection is not a prerequisite.

This version is only available with axial input, sufficient for the typical applications for which it has been developed. A multi-purpose luminaire that will fit perfectly into your projects.


With dual power function for those situations where it is necessary to have courtesy lighting at certain times and more powerful lighting at others.








Various fixing possibilities, from a fixed clamp, multi-position clamp and magnetised clamp. Any of these options will hold the luminaire solidly to the desired surface.

The ideal luminaire for your less restrictive applications.



Functional · PC Series



<p>24 V DC</p>	<p>155 lm/W</p>	 <p>NOT CASCADABLE</p>	<p>75 mm</p>  <p>INCREMENTAL</p>	 <p>FUNCTIONAL</p>	 <p>CABLE</p>
<p>POWER 1x ECO 0,5x</p>	<p>IP40</p>	<p>PWM</p>  <p>DIMABLE</p>	 <p>CLASS III</p>	<p>36 MONTHS</p>	 <p>MADE IN SPAIN</p>

Technical specifications

Power supply voltage	24 Vdc ±5%	
Luminous efficiency	Warm white Daylight white	125 lm/W 155 lm/W
PWM regulation (Max 25 KHz)	min. 0%	max. 100%
Wavelength	Warm white Daylight white	3000K 5000K
Beam angle	Semidiffuse Ultradiffuse	60° 110°
Max. number of cascable modules	This luminaire is not cascable	
Electrical protections	Transient overvoltages Polarity reversal Current sablizer	YES YES YES
Colour Rendering Index (CRI)	Warm white Daylight white	≥ 90 ≥ 80
IP Rating	IP40	
Protection type	Class III	
Operating temperature	POWER version ECO version	-10°C to +40°C -10°C to +50°C
Storage temperature	0°C a +60°C	
Max. relative humidity	80% (without condensation)	
Body material	Anodized aluminum	
Side cover material	SLA resin	
Diffuser material	Polycarbonate	
Connection types	2m cable	
Standards	RoHs, CE	

Connection

Input Cable	Power	Eco	Dual
Brown	+24 Vdc	+24 Vdc	+24 Vdc
White	Not connected	Not connected	24 Vdc = Power 0 Vdc = Eco
Blue	0 Vdc	0 Vdc	0 Vdc
Black	Not connected	Not connected	Not connected

Fixings

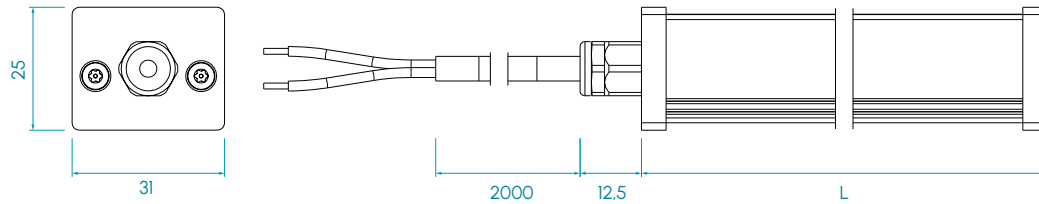
P00G1 , P00G2, P00G3

PC

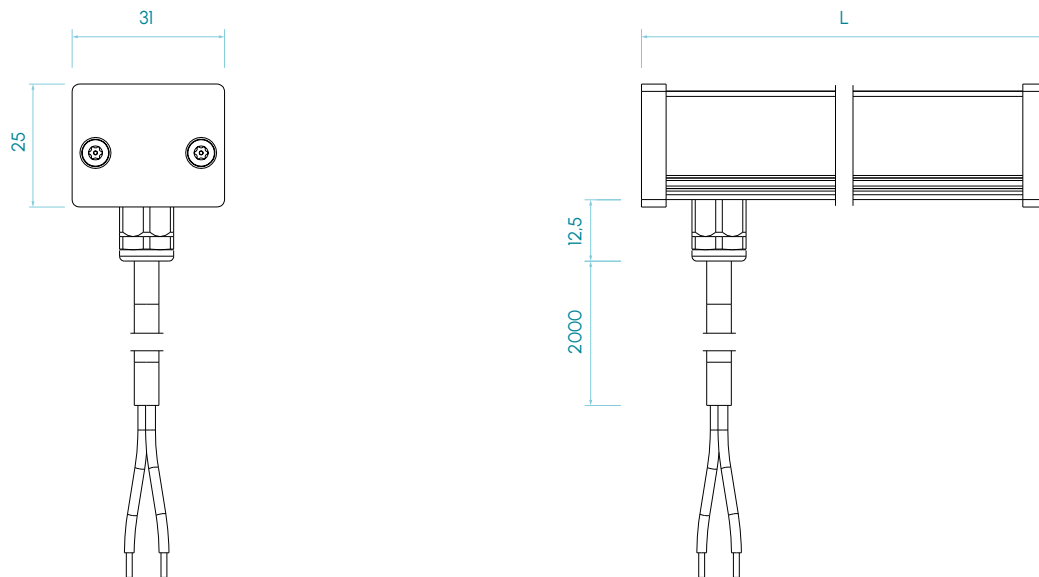


Measures

Axial version



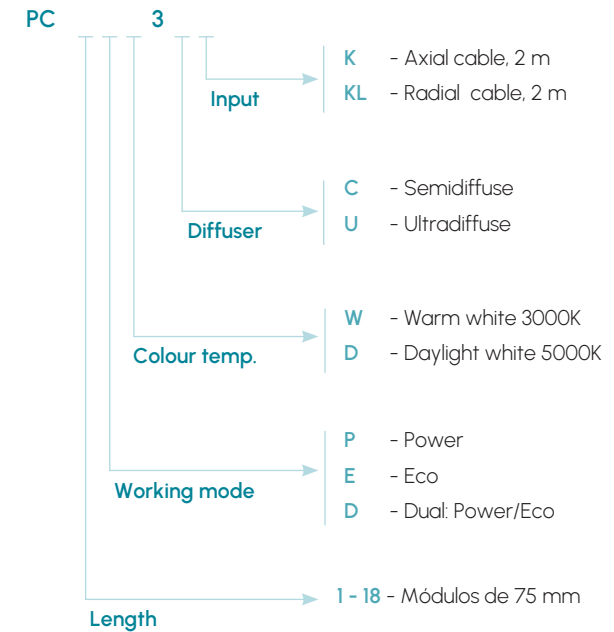
Radial version



Measures in mm

PC

Selection guide



PC Series · Warm white 3000K

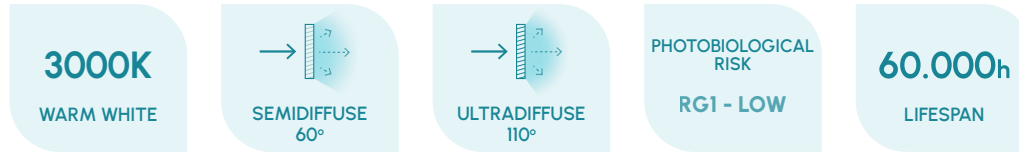


Table of characteristics

	Length L1 ⁽¹⁾ (mm)	Length L2 ⁽¹⁾ (mm)	Weight (g)	Illuminance Ev (lx) @ 1m				Luminous flux ⁽²⁾ (lm)		Power consumed (W)	
				SEMIDIFFUSE		ULTRADIFFUSE		POWER	ECO	POWER	ECO
				POWER	ECO	POWER	ECO				
PC 01...	105	123	90	41	21	25	12	195	98	1,6	0,8
PC 02...	180	198	130	82	41	49	25	390	195	3,2	1,6
PC 03...	255	273	170	123	62	74	37	586	293	4,8	2,4
PC 04...	330	348	210	164	82	99	49	781	390	6,4	3,2
PC 05...	405	423	250	205	103	124	61	976	488	8,0	4,0
PC 06...	480	498	290	246	124	148	74	1.171	586	9,6	4,8
PC 07...	555	573	330	287	144	173	86	1.366	683	11,2	5,6
PC 08...	630	648	370	327	165	198	98	1.562	781	12,8	6,4
PC 09...	705	723	410	368	185	222	110	1.757	878	14,4	7,2
PC 10...	780	798	450	409	206	247	123	1.952	976	16,0	8,0
PC 11...	855	873	490	450	226	272	135	2.147	1.074	17,6	8,8
PC 12...	930	948	530	491	247	296	147	2.342	1.171	19,2	9,6
PC 13...	1.005	1.023	570	532	268	321	160	2.538	1.269	20,8	10,4
PC 14...	1.080	1.098	610	573	288	346	172	2.733	1.366	22,4	11,2
PC 15...	1.155	1.173	650	614	309	371	184	2.928	1.464	24,0	12,0
PC 16...	1.230	1.248	690	655	329	395	196	3.123	1.562	25,6	12,8
PC 17...	1.305	1.323	730	696	350	420	209	3.318	1.659	27,2	13,6
PC 18...	1.380	1.398	770	737	371	445	221	3.514	1.757	28,8	14,4

(1) Versions with radial input and/or radial output will have as length L2, the rest will be L1.

(2) The luminous flux (lm) is before diffuser.

PC Series · Daylight white 5000K

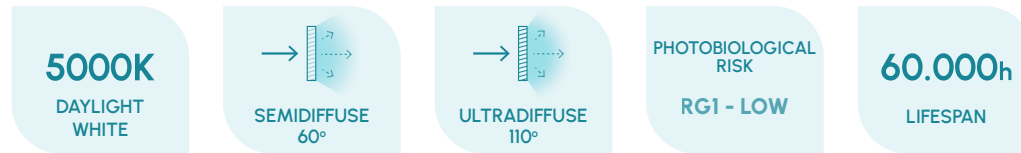


Table of characteristics

	Length L1 ⁽¹⁾ (mm)	Length L2 ⁽¹⁾ (mm)	Weight (g)	Illuminance Ev (lx) @ 1m				Luminous flux ⁽²⁾ (lm)		Power consumed (W)	
				SEMIDIFFUSE		ULTRADIFFUSE		POWER	ECO	POWER	ECO
	POWER	ECO	POWER	ECO	POWER	ECO					
	PC 01...	105	123	90	56	28	34	17	251	126	1,6
PC 02...	180	198	130	111	56	67	33	502	251	3,2	1,6
PC 03...	255	273	170	167	84	101	50	754	377	4,8	2,4
PC 04...	330	348	210	222	112	134	67	1.005	502	6,4	3,2
PC 05...	405	423	250	278	140	168	83	1.256	628	8,0	4,0
PC 06...	480	498	290	333	168	201	100	1.507	754	9,6	4,8
PC 07...	555	573	330	389	196	235	117	1.758	879	11,2	5,6
PC 08...	630	648	370	444	224	268	133	2.010	1.005	12,8	6,4
PC 09...	705	723	410	500	251	302	150	2.261	1.130	14,4	7,2
PC 10...	780	798	450	556	279	335	167	2.512	1.256	16,0	8,0
PC 11...	855	873	490	611	307	369	183	2.763	1.382	17,6	8,8
PC 12...	930	948	530	667	335	402	200	3.014	1.507	19,2	9,6
PC 13...	1.005	1.023	570	722	363	436	217	3.266	1.633	20,8	10,4
PC 14...	1.080	1.098	610	778	391	469	233	3.517	1.758	22,4	11,2
PC 15...	1.155	1.173	650	833	419	503	250	3.768	1.884	24,0	12,0
PC 16...	1.230	1.248	690	889	447	536	267	4.019	2.010	25,6	12,8
PC 17...	1.305	1.323	730	944	475	570	283	4.270	2.135	27,2	13,6
PC 18...	1.380	1.398	770	1.000	503	604	300	4.522	2.261	28,8	14,4

(1) Versions with radial input and/or radial output will have as length L2, the rest will be L1.

(2) The luminous flux (lm) is before diffuser.

Functional · PCS Series



24 V
DC

155
lm/W

NOT
CASCADABLE

75 mm
INCREMENTAL

FUNCTIONAL

TACTILE

PIR

SWITCH

POWER 1x
ECO 0,5x

IP40

PWM
DIMABLE

CABLE
M12A

CLASS III

36
MONTHS

MADE IN SPAIN

Technical specifications

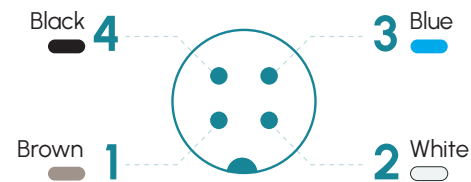
Power supply voltage	24 Vdc ±5%	
Luminous efficiency	Warm white Daylight white	125 lm/W 155 lm/W
Motion sensor disconnection delay (PIR)	5 min.	
Wavelength	Warm white Daylight white	3000K 5000K
Beam angle	Semidiffuse Ultradiffuse	60° 110°
Max. number of cascadable modules	This luminaire is not cascadable	
Electrical protections	Transient overvoltages Polarity reversal Current stabilizer	YES YES YES
Colour Rendering Index (CRI)	Warm white Daylight white	≥ 90 ≥ 80
IP Rating	IP40	
Protection type	Class III	
Operating temperature	POWER version ECO version	-10°C to +40°C -10°C to +50°C
Storage temperature	0°C a +60°C	
Max. relative humidity	80% (without condensation)	
Body material	Anodized aluminum	
Side cover material	SLA resin	
Diffuser material	Polycarbonate	
Connection types	2m cable	
Standards	RoHs, CE	

Connection

Input M12A - Cable	Power	Eco	Dual
Pin 1 - Brown	+24 Vdc	+24 Vdc	+24 Vdc
Pin 2 - White	Not connected	Not connected	24 Vdc = Power 0 Vdc = Eco
Pin 3 - Blue	0 Vdc	0 Vdc	0 Vdc
Pin 4 - Black ⁽¹⁾	24 Vdc = Power on 0 Vdc = Switched on by motion sensor or touch sensor		

(1) Pin 4 is not connected in the switch version

M12A Male



Fixings

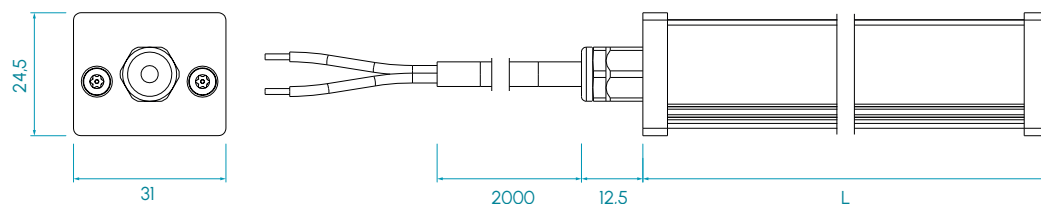
P00G1, P00G2, P00G3

PCS

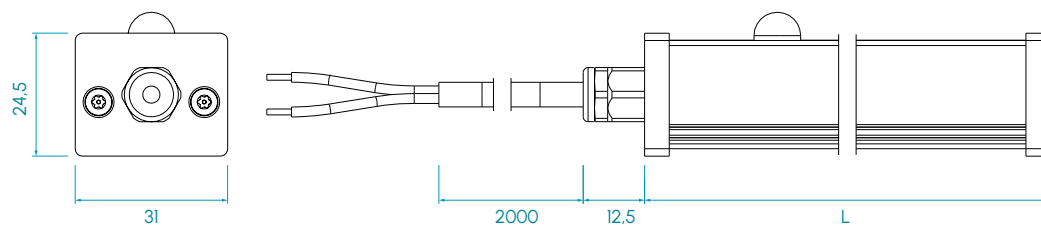


Measures

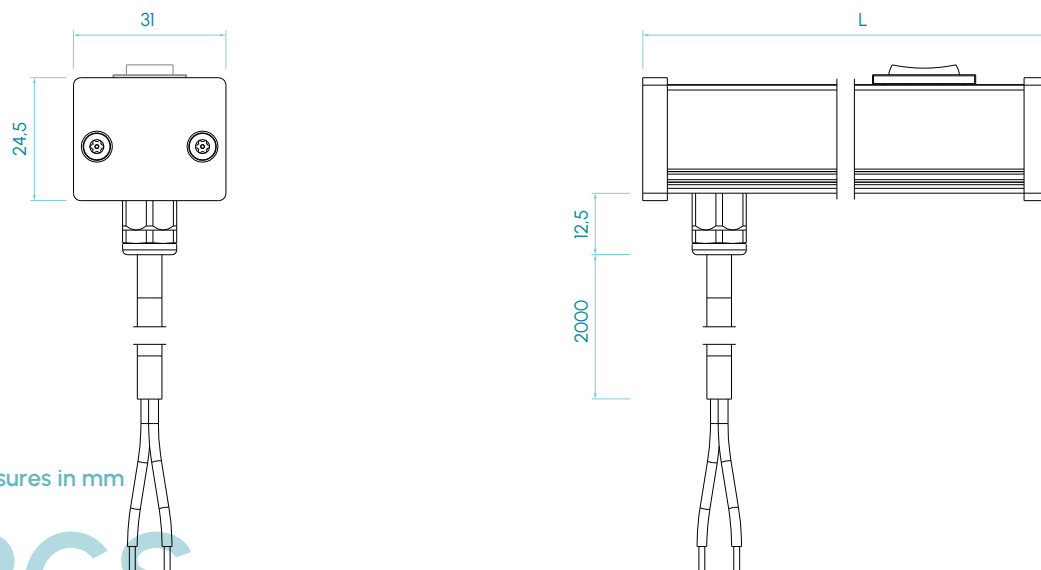
Tactile sensor + M12A axial input



Motion sensor + M12A axial input



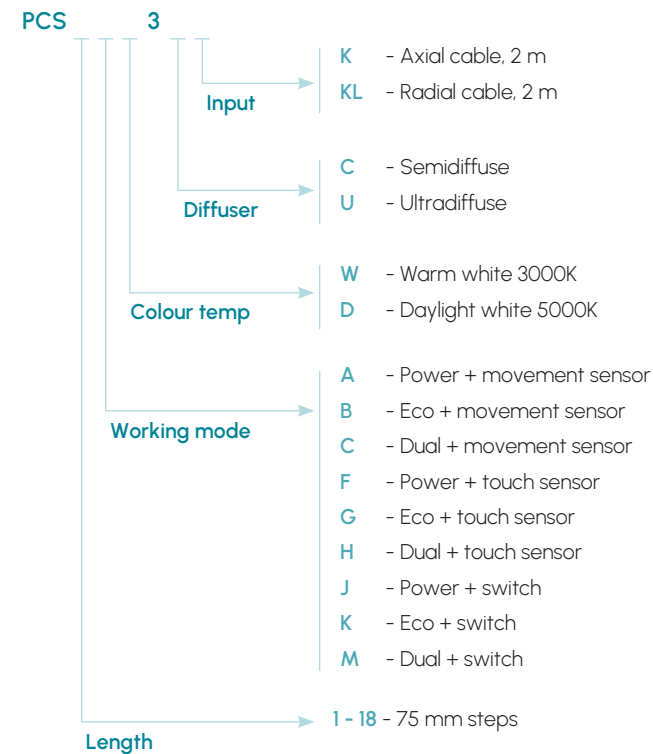
Switch + M12A radial input



Measures in mm

PCS


Selection guide




PCS Series · Warm white 3000K

3000K

WARM WHITE



SEMIDIFFUSE
60°



ULTRADIFFUSE
110°


PHOTOBIOLOGICAL
RISK

RG1 - LOW

60.000h

LIFESPAN

Table of characteristics



	Length L1 ⁽²⁾ (mm)	Length L2 ⁽²⁾ (mm)	Weight (g)	Illuminance Ev (lx) @ 1m				Luminous flux ⁽³⁾ (lm)		Power consumed (W)	
				SEMIDIFFUSE		ULTRADIFFUSE		POWER	ECO	POWER	ECO
				POWER	ECO	POWER	ECO				
PCS 01..	105	123	90	41	21	25	12	195	98	1,6	0,8
PCS 02...	180	198	130	82	41	49	25	390	195	3,2	1,6
PCS 03...	255	273	170	123	62	74	37	586	293	4,8	2,4
PCS 04...	330	348	210	164	82	99	49	781	390	6,4	3,2
PCS 05...	405	423	250	205	103	124	61	976	488	8,0	4,0
PCS 06...	480	498	290	246	124	148	74	1.171	586	9,6	4,8
PCS 07...	555	573	330	287	144	173	86	1.366	683	11,2	5,6
PCS 08...	630	648	370	327	165	198	98	1.562	781	12,8	6,4
PCS 09...	705	723	410	368	185	222	110	1.757	878	14,4	7,2
PCS 10...	780	798	450	409	206	247	123	1.952	976	16,0	8,0
PCS 11...	855	873	490	450	226	272	135	2.147	1.074	17,6	8,8
PCS 12...	930	948	530	491	247	296	147	2.342	1.171	19,2	9,6
PCS 13...	1.005	1.023	570	532	268	321	160	2.538	1.269	20,8	10,4
PCS 14...	1.080	1.098	610	573	288	346	172	2.733	1.366	22,4	11,2
PCS 15...	1.155	1.173	650	614	309	371	184	2.928	1.464	24,0	12,0
PCS 16...	1.230	1.248	690	655	329	395	196	3.123	1.562	25,6	12,8
PCS 17...	1.305	1.323	730	696	350	420	209	3.318	1.659	27,2	13,6
PCS 18...	1.380	1.398	770	737	371	445	221	3.514	1.757	28,8	14,4

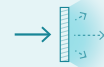
(2) Versions with radial input and/or radial output will have as length L2, the rest will be L1.

(3) The luminous flux (lm) is before diffuser.

PCS Series · Daylight white 5000K

5000K

DAYLIGHT
WHITE



SEMIDIFFUSE
60°



ULTRADIFFUSE
110°

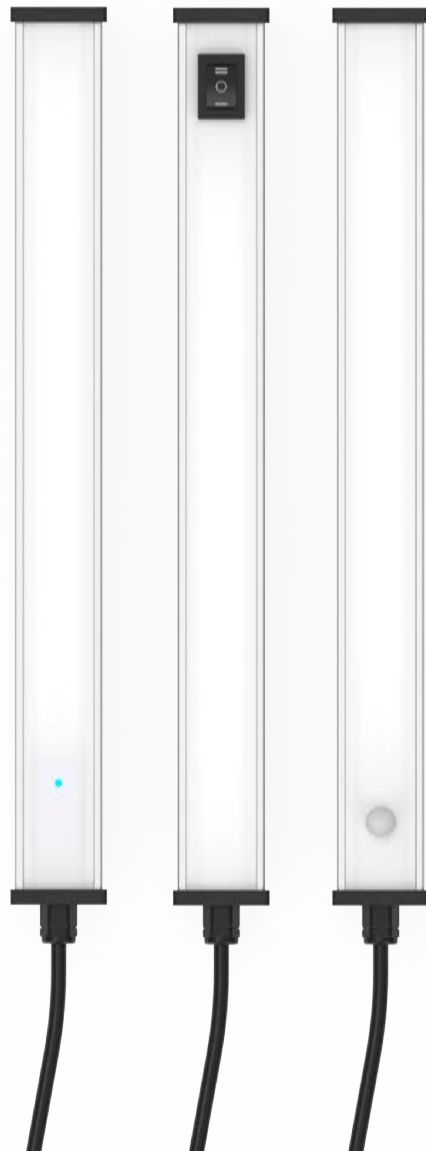
PHOTOBIOLOGICAL
RISK

RG1 - LOW

60.000h

LIFESPAN

Table of characteristics



	Length L1 ⁽²⁾ (mm)	Length L2 ⁽²⁾ (mm)	Weight (g)	Illuminance Ev (lx) @ 1m				Luminous flux ⁽³⁾ (lm)		Power consumed (W)	
				SEMIDIFFUSE		ULTRADIFFUSE		POWER	ECO	POWER	ECO
				POWER	ECO	POWER	ECO				
PCS 01..	105	123	90	56	28	34	17	251	126	1,6	0,8
PCS 02...	180	198	130	111	56	67	33	502	251	3,2	1,6
PCS 03...	255	273	170	167	84	101	50	754	377	4,8	2,4
PCS 04...	330	348	210	222	112	134	67	1.005	502	6,4	3,2
PCS 05...	405	423	250	278	140	168	83	1.256	628	8,0	4,0
PCS 06...	480	498	290	333	168	201	100	1.507	754	9,6	4,8
PCS 07...	555	573	330	389	196	235	117	1.758	879	11,2	5,6
PCS 08...	630	648	370	444	224	268	133	2.010	1.005	12,8	6,4
PCS 09...	705	723	410	500	251	302	150	2.261	1.130	14,4	7,2
PCS 10...	780	798	450	556	279	335	167	2.512	1.256	16,0	8,0
PCS 11...	855	873	490	611	307	369	183	2.763	1.382	17,6	8,8
PCS 12...	930	948	530	667	335	402	200	3.014	1.507	19,2	9,6
PCS 13...	1.005	1.023	570	722	363	436	217	3.266	1.633	20,8	10,4
PCS 14...	1.080	1.098	610	778	391	469	233	3.517	1.758	22,4	11,2
PCS 15...	1.155	1.173	650	833	419	503	250	3.768	1.884	24,0	12,0
PCS 16...	1.230	1.248	690	889	447	536	267	4.019	2.010	25,6	12,8
PCS 17...	1.305	1.323	730	944	475	570	283	4.270	2.135	27,2	13,6
PCS 18...	1.380	1.398	770	1.000	503	604	300	4.522	2.261	28,8	14,4

(2) Versions with radial input and/or radial output will have as length L2, the rest will be L1.

(3) The luminous flux (lm) is before diffuser.

Functional Series

FR & FRX

The FR and FRX series is characterised by a robust luminaire, but especially by a high light output. If you are looking for a high-performance, durable and aesthetically appealing luminaire, you are in the right place.


Given its high power and with its different types of connections, sealing and fixings, you can use it in a multitude of applications. Especially used to illuminate outdoor and indoor spaces where a lot of light is needed, without having to worry about environmental conditions, the FR series will always give you maximum performance and durability.

You can place this luminaire both in a workplace, whose powerful and neutral light will make the activity more productive, or in your home by choosing the warm shade specially designed for residential interiors.

In addition, if you are not sure whether you need a lot of light power, you can choose from our FR range of luminaires the dual version, which allows you to switch between the two available wattages.



Functional · FR Series



24 V
DC

155
lm/W

NOT
CASCADABLE

75 mm
INCREMENTAL

FUNCTIONAL

CABLE
M12A

POWER 1x
ECO 0.5x

IP40
IP65

PWM
DIMABLE

CLASS III

36
MONTHS

EU
MADE IN SPAIN


Technical specifications

Power supply voltage	24 Vdc ±5%	
Luminous efficiency	Warm white Daylight white	125 lm/W 155 lm/W
PWM regulation (Max 25 KHz)	min. 0%	max. 100%
Wavelength	Warm white Daylight white	3000K 5000K
Beam angle	Semidiffuse Ultradiffuse	60° 110°
Max. number of cascable modules	This luminaire is not cascable	
Electrical protections	Transient overvoltages Polarity reversal Current sablizer	YES YES YES
Colour Rendering Index (CRI)	Warm white Daylight white	≥ 90 ≥ 80
IP Rating	IP40 or IP65	
Protection type	Class III	
Operating temperature	POWER version ECO version	-10°C to +40°C -10°C to +50°C
Storage temperature	0°C a +60°C	
Max. relative humidity	80% (without condensation)	
Body material	Anodized aluminum	
Side cover material	Anodized aluminum	
Diffuser material	Polycarbonate	
Connection types	M12A, 2m cable, M12A connector with cable	
Standards	RoHs, CE	

Connection

Input M12A - Cable	Power	Eco	Dual
Pin 1 - Brown	+24 Vdc	+24 Vdc	+24 Vdc
Pin 2 - White	Not connected	Not connected	24 Vdc = Power 0 Vdc = Eco
Pin 3 - Blue	0 Vdc	0 Vdc	0 Vdc
Pin 4 - Black	Not connected	Not connected	Not connected

M12A Male



Fixings

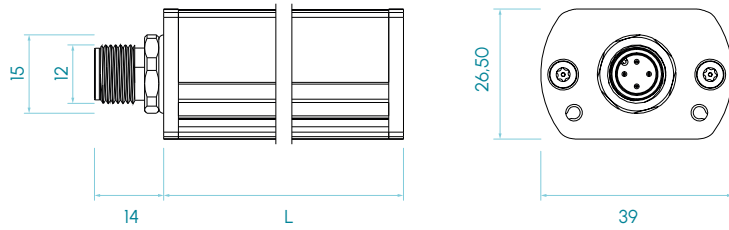
F00G2, F00G4, F00R1, M6D16



Measures

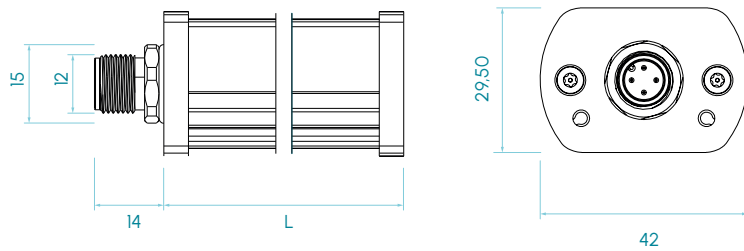
IP40

M12A axial version



IP65

M12A axial version

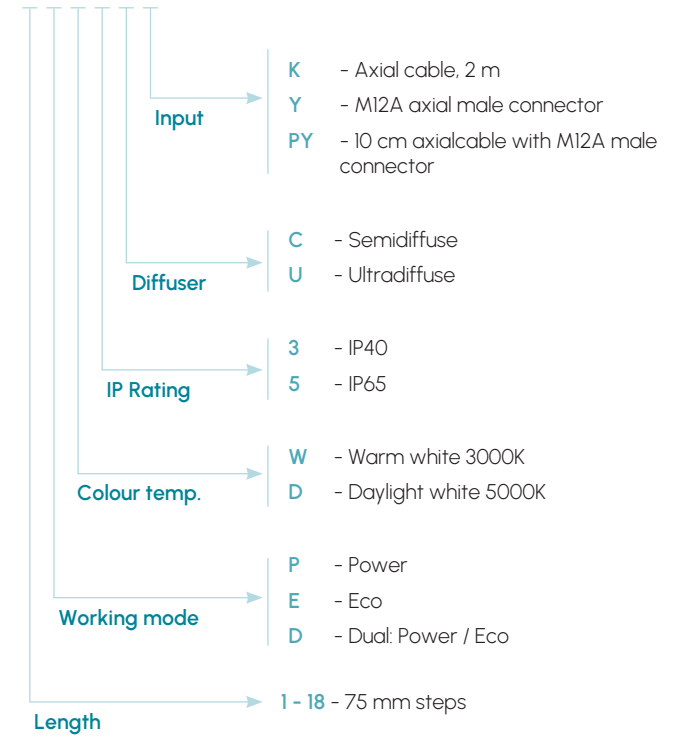


Measures in mm


FR

Selection guide

FR



Functional · FRX Series



24 V
DC

155
lm/W



CASCADABLE



75 mm
INCREMENTAL



FUNCTIONAL

CABLE
M12A

POWER 1x
ECO 0.5x

IP40
IP65

PWM

DIMABLE


CLASS III

36
MONTHS


MADE IN SPAIN

Technical specifications

Power supply voltage	24 Vdc ±5%	
Luminous efficiency	Warm white Daylight white	125 lm/W 155 lm/W
PWM regulation (Max 25 KHz)	min. 0%	max. 100%
Wavelength	Warm white Daylight white	3000K 5000K
Beam angle	Semidiffuse Ultradiffuse	60° 110°
Max. number of cascable modules ⁽¹⁾	Power = 37	Eco = 74
Electrical protections	Transient overvoltages Polarity reversal Current sablizer	YES YES YES
Colour Rendering Index (CRI)	Warm white Daylight white	≥ 90 ≥ 80
IP Rating	IP40 or IP65	
Protection type	Class III	
Operating temperature	POWER version ECO version	-10°C to +40°C -10°C to +50°C
Storage temperature	0°C a +60°C	
Max. relative humidity	80% (without condensation)	
Body material	Anodized aluminum	
Side cover material	Anodized aluminum	
Diffuser material	Polycarbonate	
Connection types	M12A, 2m cable, M12A connector with cable	
Standards	RoHs, CE	

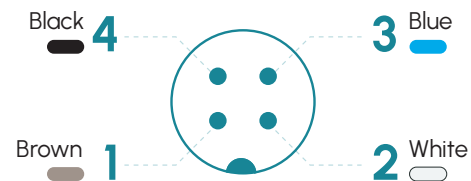
(1) The number representing the length of the luminaire is the number of modules it has.

Connection

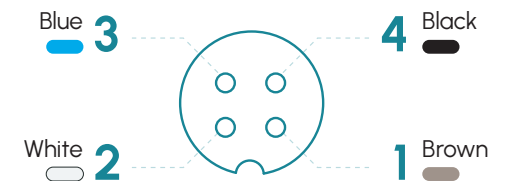
Input M12A - Cable	Power	Eco	Dual
Pin 1 - Brown	+24 Vdc	+24 Vdc	+24 Vdc
Pin 2 - White	Not connected	Not connected	24 Vdc = Power 0 Vdc = Eco
Pin 3 - Blue	0 Vdc	0 Vdc	0 Vdc
Pin 4 - Black	Not connected	Not connected	Not connected

Output M12A	Power	Eco	Dual
Pin 1 - Brown	+24 Vdc	+24 Vdc	+24 Vdc
Pin 2 - White	Not connected	Not connected	Same as Pin 2 input
Pin 3 - Blue	0 Vdc	0 Vdc	0 Vdc
Pin 4 - Black	Not connected	Not connected	Not connected

M12A Male



M12A Female



Fixings

F00G2, F00G4, F00R1, M6D16

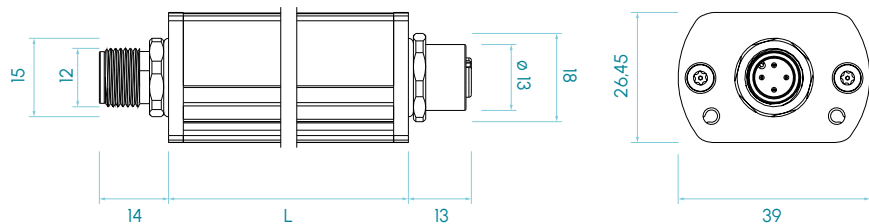
FRX



Measures

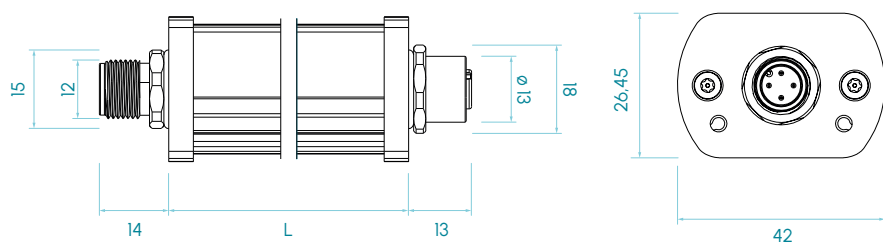
IP40

M12A axial version



IP65

M12A axial version

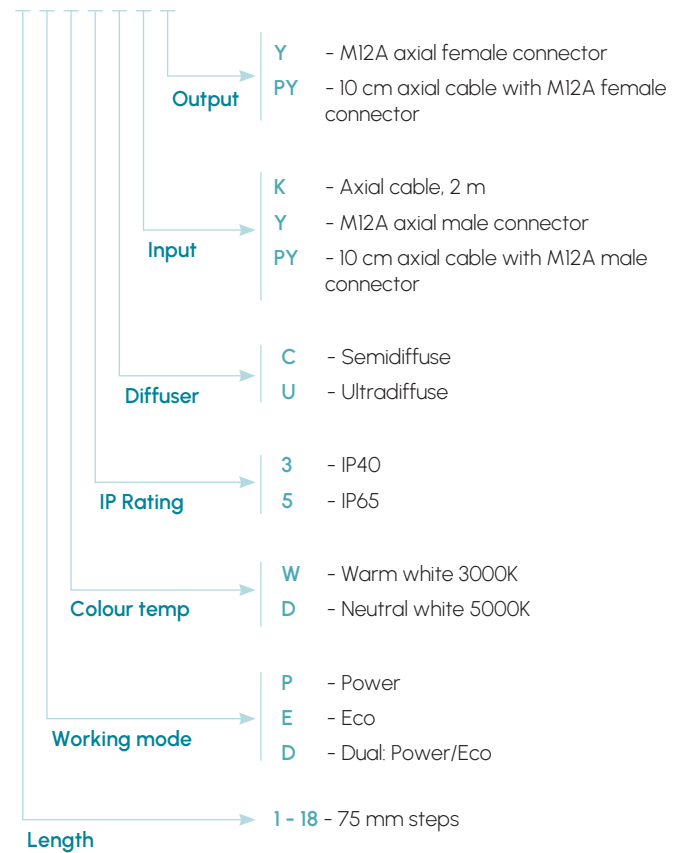


Measures in mm

FRX

Selection guide

FRX



FR & FRX Series · Warm white 3000K



FR

FRX

3000K

WARM WHITE



SEMIDIFFUSE
60°



ULTRADIFFUSE
110°

PHOTOBIOLOGICAL
RISK

RG1 - LOW

60.000h

LIFESPAN

Table of characteristics

	Length L1 (mm)	Weight (g)	Iluminancia Ev (lx) @ 1 m				Luminous flux ⁽²⁾ (lm)		Power consumed (W)	
			SEMIDIFFUSE		ULTRADIFFUSE		POWER	ECO	POWER	ECO
			POWER	ECO	POWER	ECO				
FR/FRX 01...	105	224	65	37	39	22	278	139	2,4	1,2
FR/FRX 02...	180	344	130	74	77	44	557	278	4,8	2,4
FR/FRX 03...	255	464	195	110	116	66	835	418	7,2	3,6
FR/FRX 04...	330	584	260	147	155	88	1.114	557	9,6	4,8
FR/FRX 05...	405	704	324	184	194	110	1.392	696	12,0	6,0
FR/FRX 06...	480	824	389	221	232	132	1.670	835	14,4	7,2
FR/FRX 07...	555	944	454	258	271	154	1.949	974	16,8	8,4
FR/FRX 08...	630	1.064	519	295	310	176	2.227	1.114	19,2	9,6
FR/FRX 09...	705	1.184	584	331	349	198	2.506	1.253	21,6	10,8
FR/FRX 10...	780	1.304	649	368	387	220	2.784	1.392	24,0	12,0
FR/FRX 11...	855	1.424	714	405	426	242	3.062	1.531	26,4	13,2
FR/FRX 12...	930	1.544	779	442	465	263	3.341	1.670	28,8	14,4
FR/FRX 13...	1.005	1.664	844	479	504	285	3.619	1.810	31,2	15,6
FR/FRX 14...	1.080	1.784	908	515	542	307	3.898	1.949	33,6	16,8
FR/FRX 15...	1.155	1.904	973	552	581	329	4.176	2.088	36,0	18,0
FR/FRX 16...	1.230	2.024	1.038	589	620	351	4.454	2.227	38,4	19,2
FR/FRX 17...	1.305	2.144	1.103	626	659	373	4.733	2.366	40,8	20,4
FR/FRX 18...	1.380	2.264	1.168	663	697	395	5.011	2.506	43,2	21,6

(2) The luminous flux (lm) is before the diffuser


FR & FRX Series · Daylight white 5000K




FR

FRX

5000K
DAYLIGHT
WHITE

→  →
SEMIDIFFUSE
60°

→  →
ULTRADIFFUSE
110°

PHOTOBIOLOGICAL
RISK
RG1 - LOW

60.000h
LIFESPAN

Table of characteristics

	Length L1 (mm)	Weight (g)	Illuminancia Ev (lx) @ 1 m				Luminous flux ⁽²⁾ (lm)		Power consumed (W)	
			SEMIDIFFUSE		ULTRADIFFUSE		POWER	ECO	POWER	ECO
			POWER	ECO	POWER	ECO				
FR/FRX 01...	105	224	88	50	53	30	372	186	2,4	1,2
FR/FRX 02...	180	344	176	100	105	60	744	372	4,8	2,4
FR/FRX 03...	255	464	264	150	158	89	1.116	558	7,2	3,6
FR/FRX 04...	330	584	352	200	210	119	1.488	744	9,6	4,8
FR/FRX 05...	405	704	440	250	263	149	1.860	930	12,0	6,0
FR/FRX 06...	480	824	528	300	315	179	2.232	1.116	14,4	7,2
FR/FRX 07...	555	944	616	350	368	209	2.604	1.302	16,8	8,4
FR/FRX 08...	630	1.064	705	400	421	238	2.976	1.488	19,2	9,6
FR/FRX 09...	705	1.184	793	450	473	268	3.348	1.674	21,6	10,8
FR/FRX 10...	780	1.304	881	500	526	298	3.720	1.860	24,0	12,0
FR/FRX 11...	855	1.424	969	550	578	328	4.092	2.046	26,4	13,2
FR/FRX 12...	930	1.544	1.057	600	631	358	4.464	2.232	28,8	14,4
FR/FRX 13...	1.005	1.664	1.145	650	684	387	4.836	2.418	31,2	15,6
FR/FRX 14...	1.080	1.784	1.233	699	736	417	5.208	2.604	33,6	16,8
FR/FRX 15...	1.155	1.904	1.321	749	789	447	5.580	2.790	36,0	18,0
FR/FRX 16...	1.230	2.024	1.409	799	841	477	5.952	2.976	38,4	19,2
FR/FRX 17...	1.305	2.144	1.497	849	894	507	6.324	3.162	40,8	20,4
FR/FRX 18...	1.380	2.264	1.585	899	946	536	6.696	3.348	43,2	21,6

(2) The luminous flux (lm) is before the diffuser

Functional · FRS Series



24 V
DC

155
lm/W

NOT
CASCADABLE

75 mm
INCREMENTAL

FUNCTIONAL

TACTILE

PIR

SWITCH

POWER 1x
ECO 0,5x

IP40

PWM
DIMABLE

CABLE
M12A

CLASS III

36
MONTHS

MADE IN SPAIN

Technical specifications


Power supply voltage	24 Vdc ±5%	
Luminous efficiency	Warm white Daylight white	125 lm/W 155 lm/W
Motion sensor disconnection delay (PIR)	5 min.	
Wavelength	Warm white Daylight white	3000K 5000K
Beam angle	Semidiffuse Ultradiffuse	60° 110°
Max. number of cascable modules	This luminaire is not cascable	
Electrical protections	Transient overvoltages Polarity reversal Current stabilizer	YES YES YES
Colour Rendering Index (CRI)	Warm white Daylight white	≥ 90 ≥ 80
IP Rating	IP40	
Protection type	Class III	
Operating temperature	POWER version ECO version	-10°C to +40°C -10°C to +50°C
Storage temperature	0°C a +60°C	
Max. relative humidity	80% (without condensation)	
Body material	Anodized aluminum	
Side cover material	Anodized aluminum	
Diffuser material	Polycarbonate	
Connection types	M12A, 2m cable, M12A connector with cable	
Standards	RoHs, CE	

Connection

Input M12A - Cable	Power	Eco	Dual
Pin 1 - Brown	+24 Vdc	+24 Vdc	+24 Vdc
Pin 2 - White	Not connected	Not connected	24 Vdc = Power 0 Vdc = Eco
Pin 3 - Blue	0 Vdc	0 Vdc	0 Vdc
Pin 4 - Black ⁽¹⁾	24 Vdc = Power on 0 Vdc = Switched on by motion sensor or touch sensor		

(1) Pin 4 is not connected in the switch version

M12A Male



Fixings

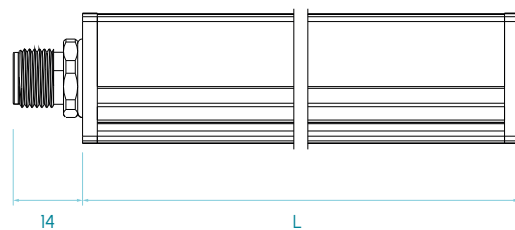
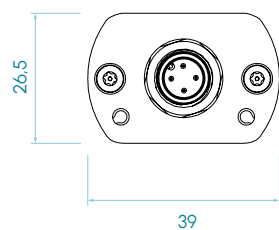
F00G2, F00G4, F00R1, M6D16

FRS

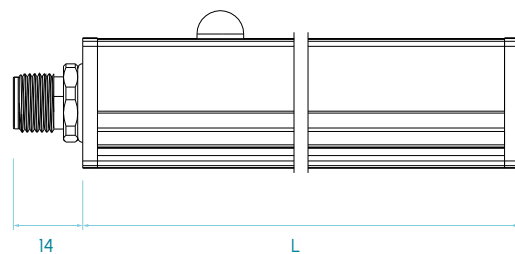
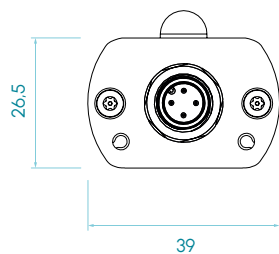


Measures

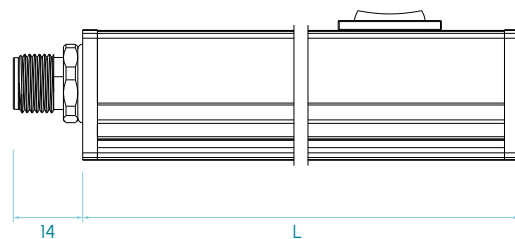
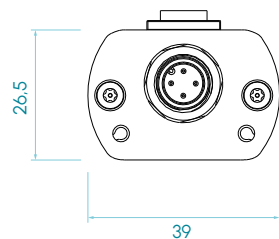
Tactile sensor + M12A axial input



Motion sensor + M12A axial input



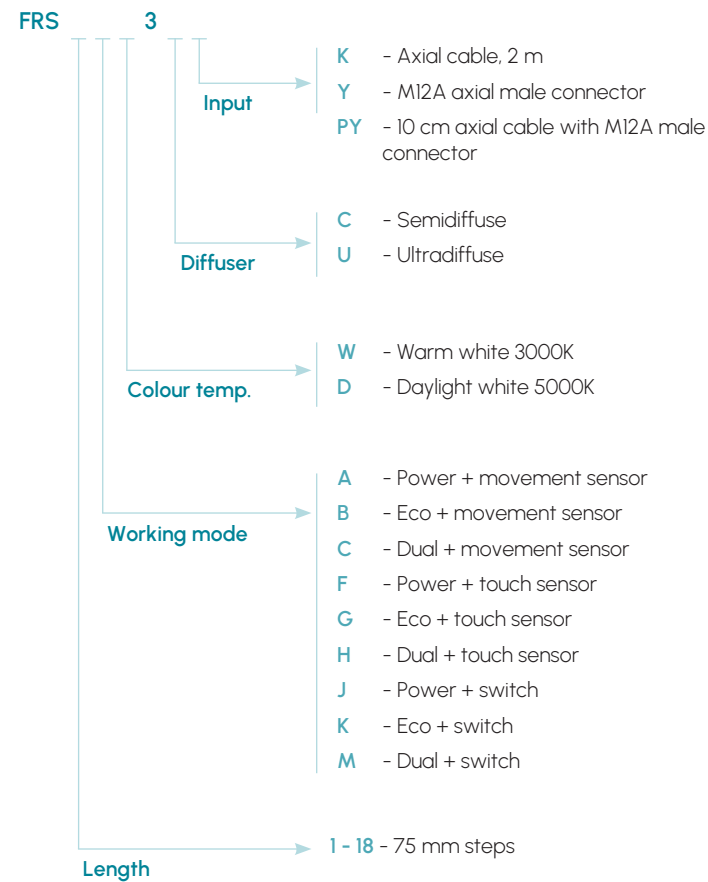
Switch + M12A radial input



Measures in mm

FRS

Selection guide



FRX Series · Warm white 3000K

3000K

WARM WHITE



SEMIDIFFUSE
60°



ULTRADIFFUSE
110°

PHOTOBIOLOGICAL
RISK

RG1 - LOW

60.000h

LIFESPAN

Table of characteristics



	Length L1 (mm)	Weight (g)	Illuminance Ev (lx) @ 1 m				Luminous flux ⁽²⁾ (lm)		Power consumed (W)	
			SEMIDIFFUSE		ULTRADIFFUSE		POWER	ECO	POWER	ECO
			POWER	ECO	POWER	ECO				
FRS 01...	140	240	65	37	39	22	278	139	2,4	1,2
FRS 02...	215	280	130	74	77	44	557	278	4,8	2,4
FRS 03...	290	320	195	110	116	66	835	418	7,2	3,6
FRS 04...	365	360	260	147	155	88	1.114	557	9,6	4,8
FRS 05...	440	400	324	184	194	110	1.392	696	12,0	6,0
FRS 06...	515	440	389	221	232	132	1.670	835	14,4	7,2
FRS 07...	590	480	454	258	271	154	1.949	974	16,8	8,4
FRS 08...	665	520	519	295	310	176	2.227	1.114	19,2	9,6
FRS 09...	740	560	584	331	349	198	2.506	1.253	21,6	10,8
FRS 10...	815	600	649	368	387	220	2.784	1.392	24,0	12,0
FRS 11...	890	640	714	405	426	242	3.062	1.531	26,4	13,2
FRS 12...	965	680	779	442	465	263	3.341	1.670	28,8	14,4
FRS 13...	1.040	720	844	479	504	285	3.619	1.810	31,2	15,6
FRS 14...	1.115	760	908	515	542	307	3.898	1.949	33,6	16,8
FRS 15...	1.190	800	973	552	581	329	4.176	2.088	36,0	18,0
FRS 16...	1.265	840	1.038	589	620	351	4.454	2.227	38,4	19,2
FRS 17...	1.340	880	1.103	626	659	373	4.733	2.366	40,8	20,4
FRS 18...	1.415	920	1.168	663	697	395	5.011	2.506	43,2	21,6

(2) The luminous flux (lm) is before the diffuser

FRS Series · Daylight White 5000K

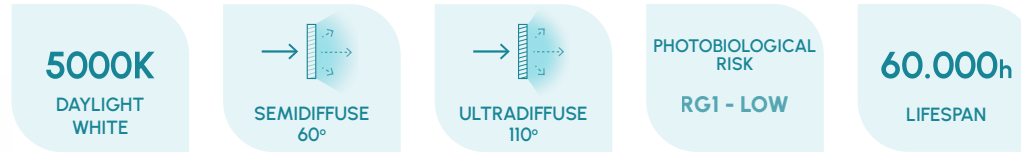



Table of characteristics



	Length L1 (mm)	Weight (g)	Illuminance Ev (lx) @ 1 m				Luminous flux ⁽²⁾ (lm)		Power consumed (W)	
			SEMIDIFFUSE		ULTRADIFFUSE		POWER	ECO	POWER	ECO
			POWER	ECO	POWER	ECO				
FRS 01...	140	240	88	50	53	30	372	186	2,4	1,2
FRS 02...	215	280	176	100	105	60	744	372	4,8	2,4
FRS 03...	290	320	264	150	158	89	1.116	558	7,2	3,6
FRS 04...	365	360	352	200	210	119	1.488	744	9,6	4,8
FRS 05...	440	400	440	250	263	149	1.860	930	12,0	6,0
FRS 06...	515	440	528	300	315	179	2.232	1.116	14,4	7,2
FRS 07...	590	480	616	350	368	209	2.604	1.302	16,8	8,4
FRS 08...	665	520	705	400	421	238	2.976	1.488	19,2	9,6
FRS 09...	740	560	793	450	473	268	3.348	1.674	21,6	10,8
FRS 10...	815	600	881	500	526	298	3.720	1.860	24,0	12,0
FRS 11...	890	640	969	550	578	328	4.092	2.046	26,4	13,2
FRS 12...	965	680	1.057	600	631	358	4.464	2.232	28,8	14,4
FRS 13...	1.040	720	1.145	650	684	387	4.836	2.418	31,2	15,6
FRS 14...	1.115	760	1.233	699	736	417	5.208	2.604	33,6	16,8
FRS 15...	1.190	800	1.321	749	789	447	5.580	2.790	36,0	18,0
FRS 16...	1.265	840	1.409	799	841	477	5.952	2.976	38,4	19,2
FRS 17...	1.340	880	1.497	849	894	507	6.324	3.162	40,8	20,4
FRS 18...	1.415	920	1.585	899	946	536	6.696	3.348	43,2	21,6

(2) The luminous flux (lm) is before the diffuser



Signaling

It is true that luminaires for artificial and functional vision applications are the order of the day in the industrial, commercial and residential sectors. However, at Lumher we anticipate the needs of our customers and, below, we will introduce you to our exclusive range of beacons that can meet all your lighting needs.

Our passion for innovation and quality means that every product we design and manufacture aims to exceed our customers' expectations, standing out for its exceptional quality and performance, and using cutting-edge technology that guarantees intense brightness and long life, always offering an amazing visual experience.

Quality is a priority in our manufacturing process. Each product undergoes rigorous quality control testing to ensure durability and energy efficiency, which also contributes to a lower environmental impact.

Our highly trained team is committed to customer satisfaction and is always ready to provide you with the best advice to find the perfect luminaire for your specific needs.

In short, our dedication to innovation, exceptional performance, unsurpassed quality and customer service make us the ideal choice for all your signage lighting solutions. Discover our products and let us light up your world in a bright and colourful way.


Beacon

Lumher beacons are the PB and PBX series. These luminaires stand out for their versatility, performance and, above all, quality. As most of their features are configurable, we allow you to create the luminaire to your liking. You can choose the length, the number of colours, the IP protection and the wiring of both the input and output of the luminaire.


With a compact and elegant design, its small size makes it ideal for installations with limited space without sacrificing its powerful light output. Our beacons feature RGB LED technology, so they are available in a wide range of colours, always in combinations of primary colours: red, green and blue.

If you get your hands on one of our beacons you can be sure that it will function correctly and stably throughout its lifetime. We achieve this thanks to a robust design in which we employ both mechanical and electronic protections.

In addition, their electrical and light output will always be constant, thus avoiding the need for more expensive power supplies with high output voltage stability.



Beacon · PB Series



24 V
DC

PWM
DIMABLE

NOT
CASCADABLE

M12A

7 COLORS

MACHINE VISION

SIGNALING

IP40
IP65

CLASS III

36
MONTHS

EU
MADE IN SPAIN

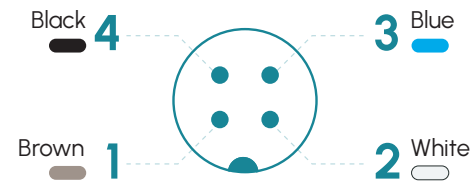
Technical specifications

Power supply voltage	24 Vdc ±5%	
Polarity	Positiva PNP (common: 0 Vdc)	
PWM regulation (Max 25 KHz)	min. 0%	max. 100%
Max. number of cascadable modules	This luminaire is not cascadable	
Electrical protections	Transient overvoltages	YES
	Polarity reversal	YES
	Current sabilizer	YES
Beam angle	Semidiffuse	60°
	Ultradiffuse	110°
Wavelength	R = 625 nm G = 520 nm B = 465 nm	
IP Rating	IP40 o IP65	
Protection type	Class III	
Operating temperature	-10 °C to +40 °C	
Storage temperature	0°C to +60 °C	
Max. relative humidity	80% (without condensation)	
Body material	Anodized aluminum	
Side cover material	Anodized aluminum	
Diffuser material	Polycarbonate	
Connection types	M12A, 2m cable, M12A connector with cable	
Standards	RoHs, CE	

Connection

Input M12A - Cable	Power
Pin 1 - Brown	+24 Vdc (1 st section)
Pin 2 - White	+24 Vdc (2 nd section)
Pin 3 - Blue	0 Vdc
Pin 4 - Black	+24 Vdc (3 rd section)

M12A Male



Fixings

P00G1 , P00G2, P00G3, P00R1, M6D16

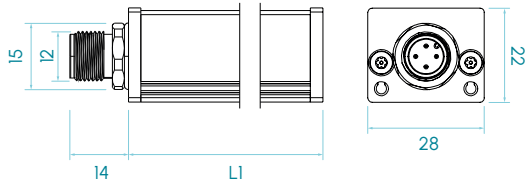
PB



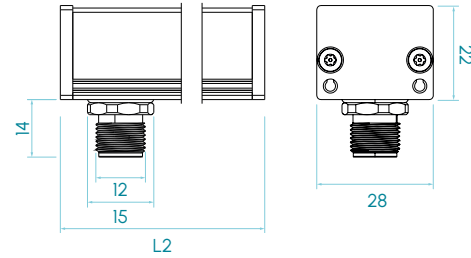
Measures

IP40

M12A axial version

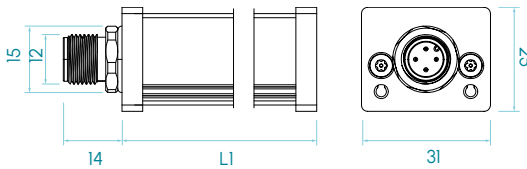


M12A radial version

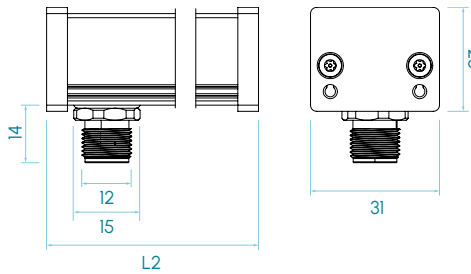


IP65

M12A axial version



M12A radial version

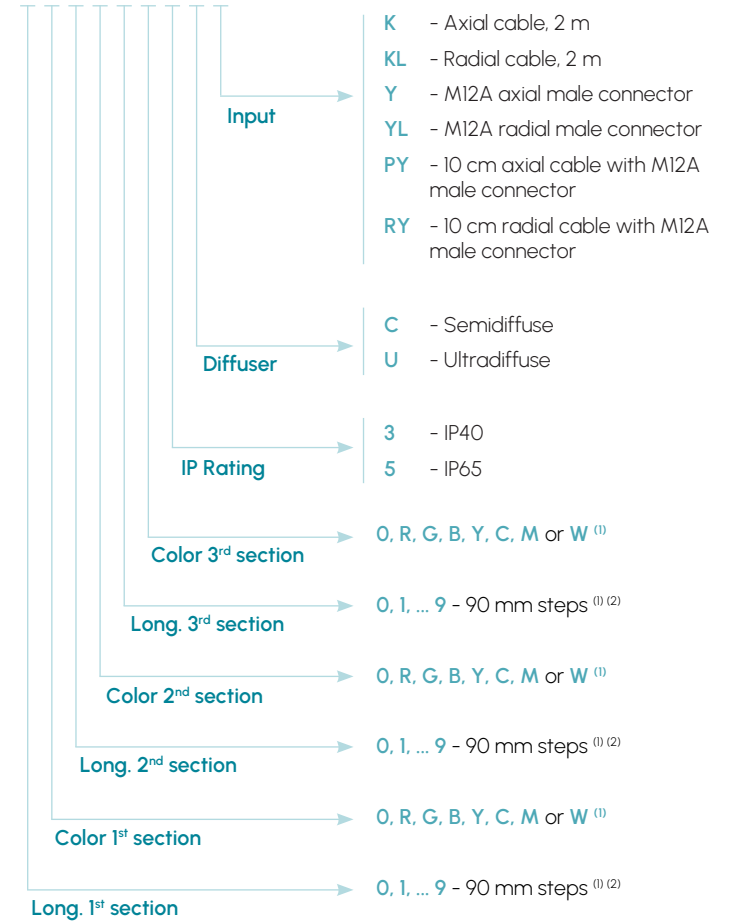


Measures in mm

PB

Selection guide


PB



(1) 0 indicates that this section is inactive and does not occupy space.

(2) The total number of modules in the three sections may not exceed 15.

Beacon · PBX Series



24 V
DC

PWM
DIMABLE

CASCADABLE

M12A

7 COLORS

MACHINE VISION

SIGNALING

IP40
IP65

CLASS III

36
MONTHS

EU
MADE IN SPAIN

Technical specifications

Power supply voltage	24 Vdc \pm 5%	
Polarity	Positiva PNP (common: 0 Vdc)	
PWM regulation (Max 25 KHz)	min. 0%	max. 100%
Max. number of cascadable modules	44 modules	
Electrical protections	Transient overvoltages	YES
	Polarity reversal	YES
	Current sablizer	YES
Beam angle	Semidiffuse	60°
	Ultradiffuse	110°
Wavelength	R = 625 nm G = 520 nm B = 465 nm	
IP Rating	IP40 o IP65	
Protection type	Class III	
Operating temperature	-10 °C to +40 °C	
Storage temperature	0°C to +60 °C	
Max. relative humidity	80% (without condensation)	
Body material	Anodized aluminum	
Side cover material	Anodized aluminum	
Diffuser material	Polycarbonate	
Connection types	M12A, 2m cable, M12A connector with cable	
Standards	RoHs, CE	

(1) The number representing the length of the luminaire is the number of modules it has.

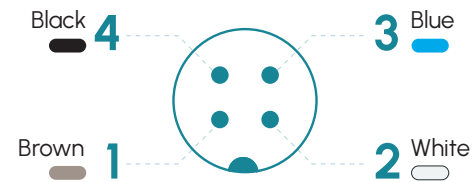


Connection

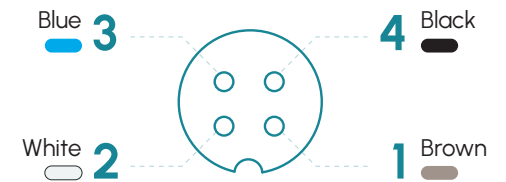
Input M12A - Cable	Power
Pin 1 - Brown	+24 Vdc (1 st section)
Pin 2 - White	+24 Vdc (2 nd section)
Pin 3 - Blue	0 Vdc
Pin 4 - Black	+24 Vdc (3 rd section)

Output M12A - Cable	Power
Pin 1 - Brown	+24 Vdc (1 st section)
Pin 2 - White	+24 Vdc (2 nd section)
Pin 3 - Blue	0 Vdc
Pin 4 - Black	+24 Vdc (3 rd section)

M12A Male



M12A Female



Fixings

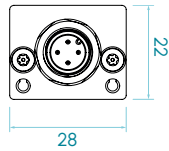
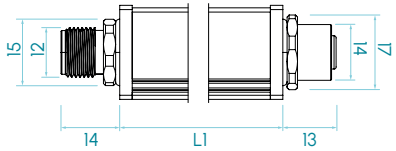
P00G1 , P00G2, P00G3, P00R1, M6D16

PBX

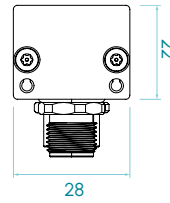
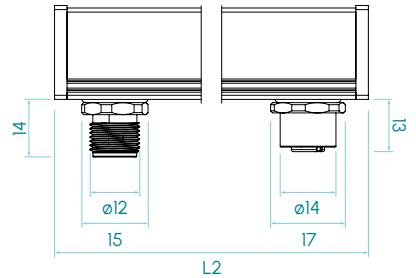
Measures

IP40

M12A axial version

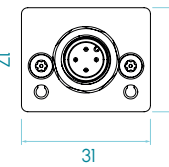
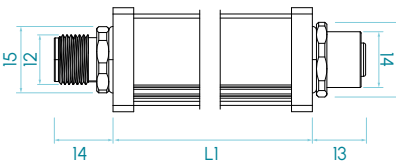


M12A radial version

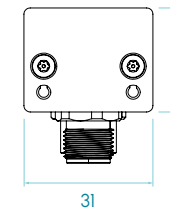
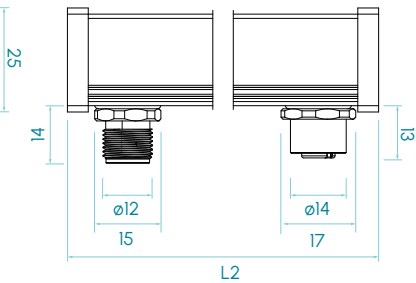


IP65

M12A axial version



M12A radial version

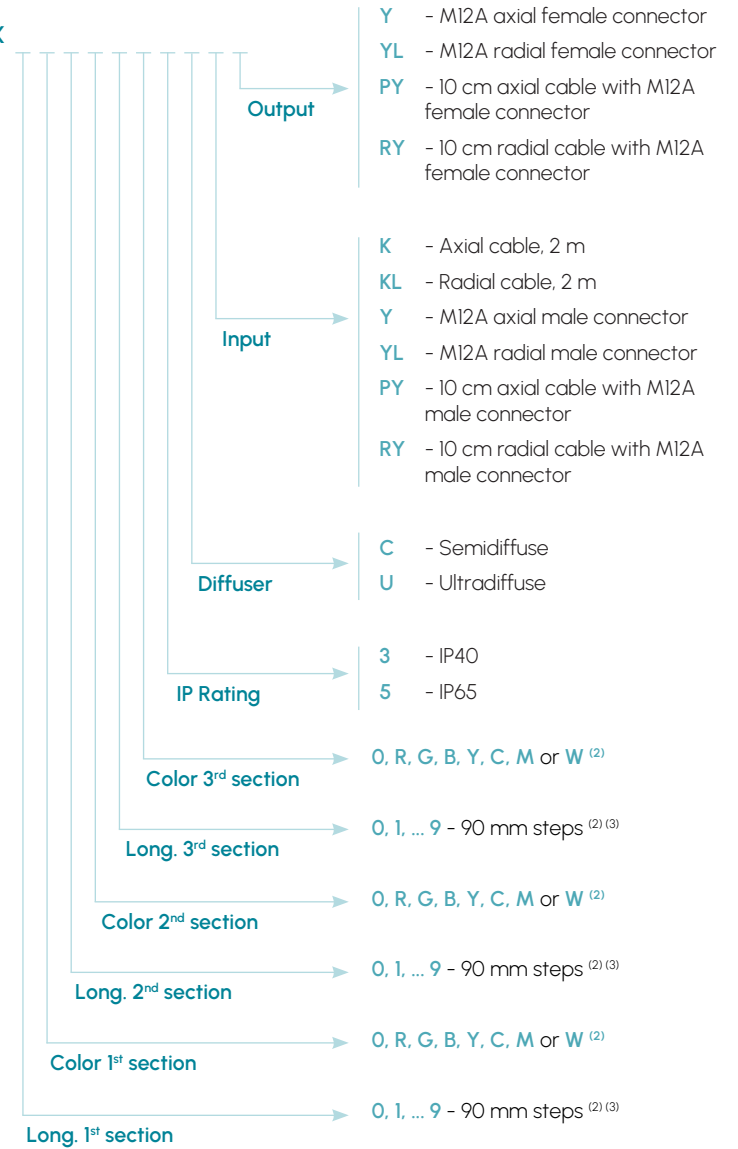


Measures in mm

PBX

Selection guide

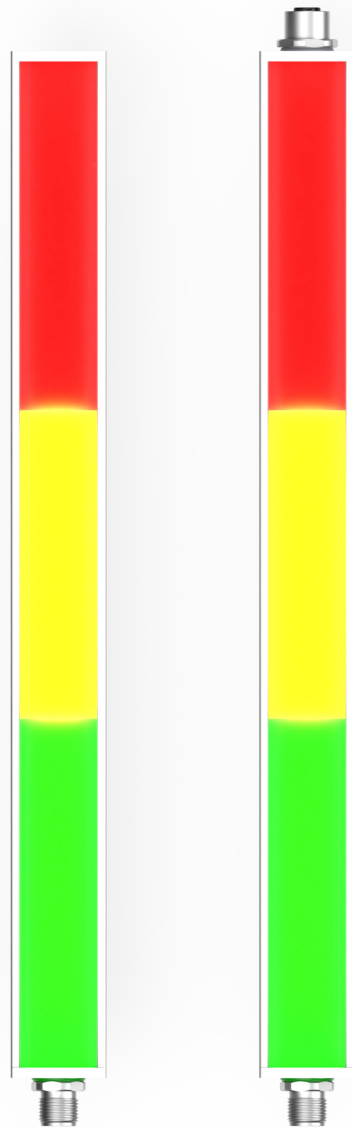
PBX



(2) 0 indicates that this section is inactive and does not occupy space.

(3) The total number of modules in the three sections may not exceed 15.

Model Beacon · PB / PBX



PB

PBX

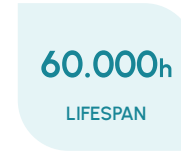
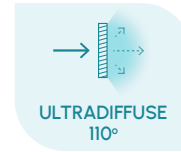
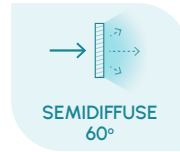


Table of characteristics

	Length	Length	Weight		Luminous flux			Power consumed
	L1	L2			(lm)			
	(mm)	(mm)	(g)		R	G	B	(W)
PB/PBX (1 step)	120	138	97	1 module R (red)	10	0	0	0,6
PB/PBX (2 steps)	210	228	145	1 module G (green)	0	26	0	0,6
PB/PBX (3 steps)	300	318	193	1 module B (blue)	0	0	7	0,6
PB/PBX (4 steps)	390	408	241	1 module Y (yellow)	10	26	0	1,2
PB/PBX (5 steps)	480	498	289	1 module C (cyan)	0	26	7	1,2
PB/PBX (6 steps)	570	588	337	1 module M (magenta)	10	0	7	1,2
PB/PBX (7 steps)	660	678	385	1 module W (white)	10	26	7	1,8
PB/PBX (8 steps)	750	768	433					
PB/PBX (9 steps)	840	858	481					
PB/PBX (10 steps)	930	948	529					
PB/PBX (11 steps)	1.020	1.038	577					
PB/PBX (12 steps)	1.110	1.128	625					
PB/PBX (13 steps)	1.200	1.218	673					
PB/PBX (14 steps)	1.290	1.308	721					
PB/PBX (15 steps)	1.380	1.398	769					

(4) Versions with radial input and/or output will have as length L2, the rest will be L1.

(5) The luminous flux (lm) is before diffuser.




Customised lighting designs

Creating your own LED lighting allows you to deepen your understanding of the technology and gain valuable knowledge and skills, potentially exploring innovation and developing unique lighting solutions to suit your specific industrial processes. This level of customisation can give you a competitive advantage and allow you to differentiate your operations from others in the industry.

Please contact us via the contact form so that we can understand your needs and provide you with a solution accordingly.

Accessories

The design of functional anchoring elements is one of the hallmarks of the Lumher brand, which is why we have mounting elements for all our luminaires made of stainless steel, plastic and resin suitable for all types of projects and environments.

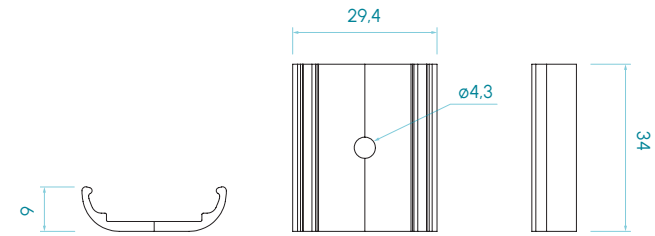


Clamps, Fixings and brackets

S Series - Plastic fastening clamps



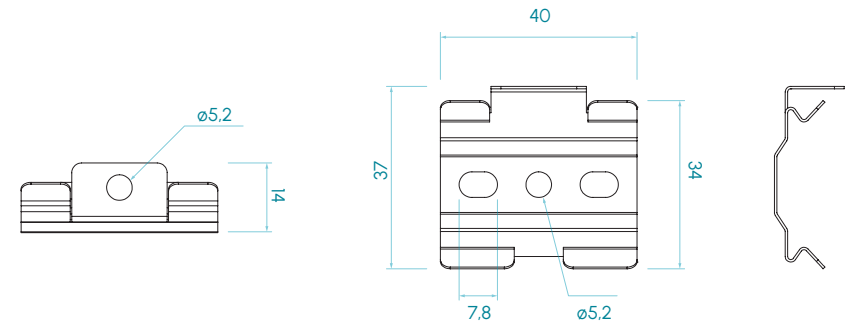
Part number	S00G2
Material	Resin
Orientation	Fixed at 0°
Packaging unit	2 units



P Series - Metal fastening clamps



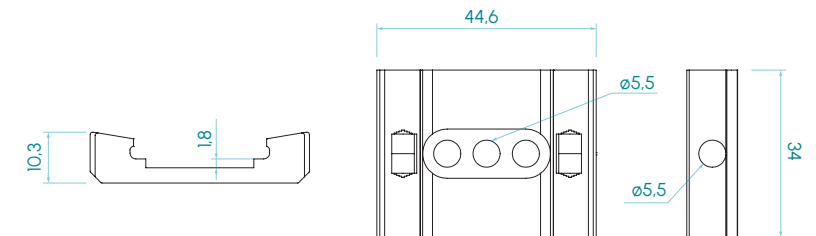
Part number	P00G1
Material	Stainless steel
Orientation	Fixed at 0° y 90°
Packaging unit	2 units



P Series - Plastic fastening clamps



Part number	P00G2
Material	Resin
Orientation	Fixed at 0° y 90°
Packaging unit	2 units

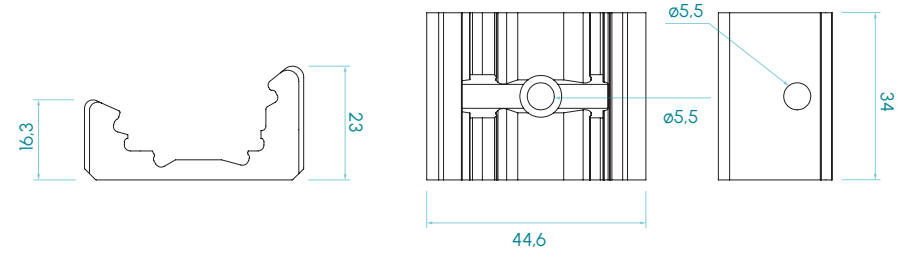


Dimensions in mm

P Series - Plastic rotating clamps



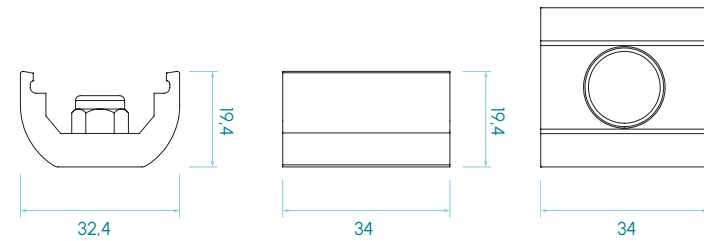
Part number	P00G3
Material	Resin
Orientation	Fixed at 0°, 15°, 30°, 60°, 75°, 90°
Packaging unit	2 units




P Series - Magnetic fastening clamps



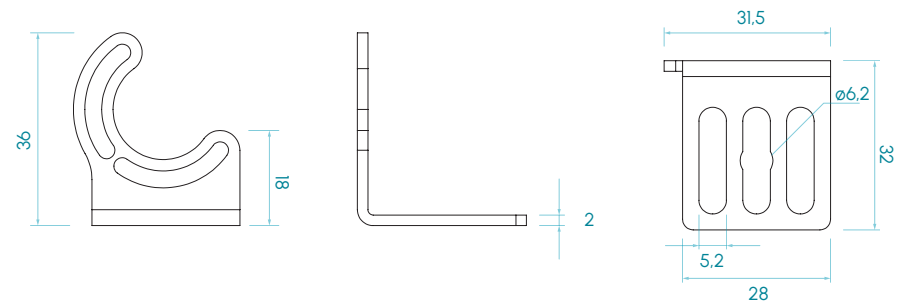
Part number	P00G4
Material	Resin
Orientation	Fixed at 0°
M6D16 magnet integrated in the clamp	
Packaging unit	2 units



P Series - Rotary fixings



Part number	P00R1
Material	Stainless steel
Fixed orientation	0° & 90°
Variable orientation	0° to 90°
Compatible with M6D16	
Packaging unit	2 units (left + right)

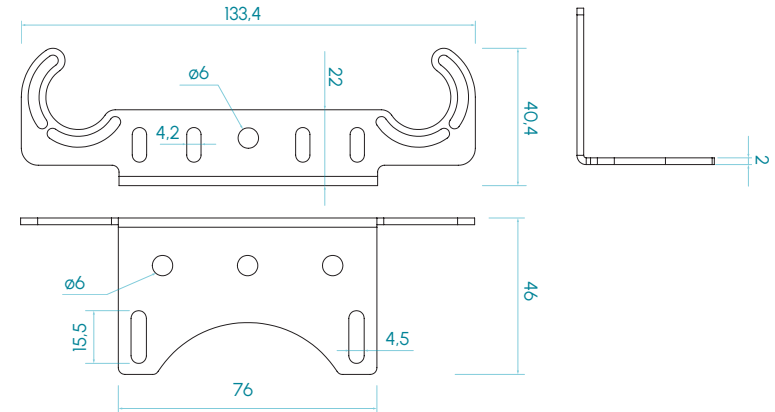


Dimensions in mm

P Series - Double Bar Rotary fixing



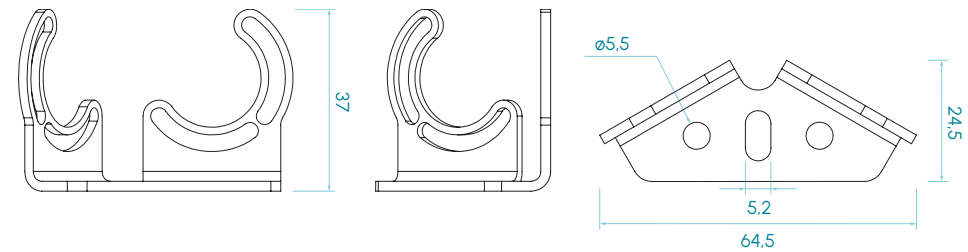
Part number	P00R2
Material	Stainless steel
Fixed orientation	0° & 90°
Variable orientation	0° to 90°
Packaging unit	2 units (symmetrical)



P Series - 60° double rotating fixings



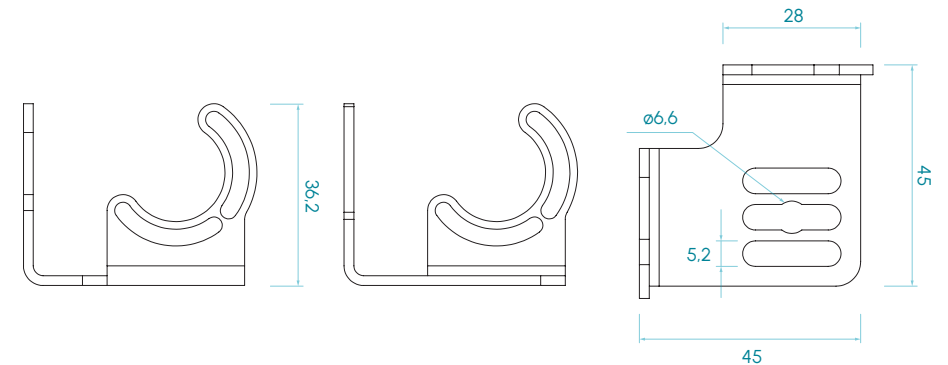
Part number	P00R3
Material	Stainless steel
Fixed orientation	0° & 90°
Variable orientation	0° to 90°
Packaging unit	1 unit



P Series - 90° double rotating fixings



Part number	P00R4
Material	Stainless steel
Fixed orientation	0° & 90°
Variable orientation	0° to 90°
Compatible with M6D16	
Packaging unit	2 units (left + right)

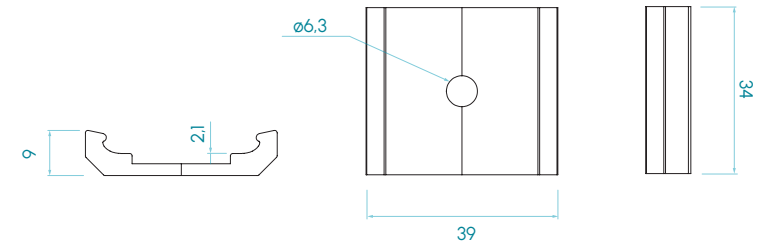


Dimensions in mm


F Series - Plastic fastening clamps



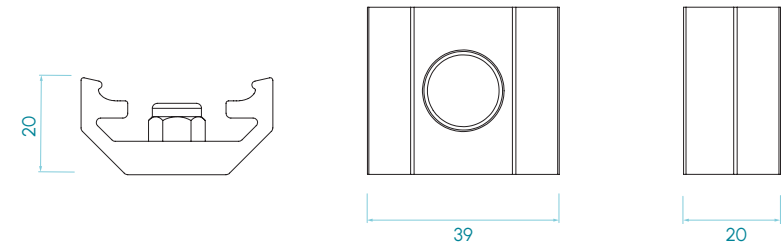
Part number	F00G2
Material	Resin
Orientation	Fixed at 0°
Packaging unit	2 units




F Series - Magnetic fixing clamps



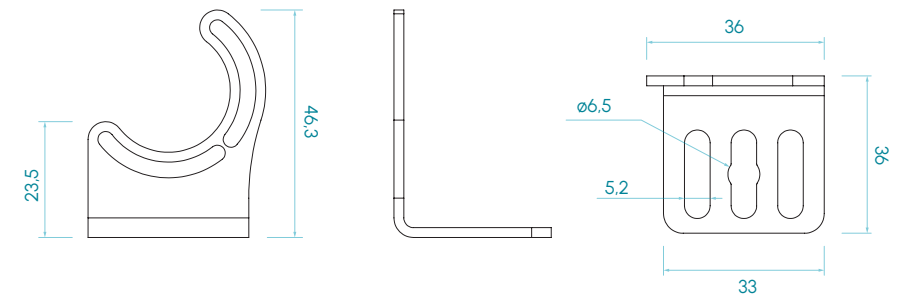
Part number	F00G4
Material	Resin
Orientation	Fixed at 0°
Magnet M6D16 integrated in the clamp	
Packaging unit	2 units



F Series - Rotary fixings



Part number	F00R1
Material	Stainless steel
Fixed orientation	0° & 90°
Variable orientation	0° to 90°
Compatible with M6D16	
Packaging unit	2 units (left + right)

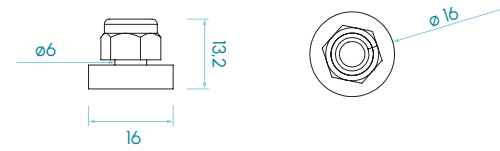


Dimensions in mm

Magnet ø16 mm



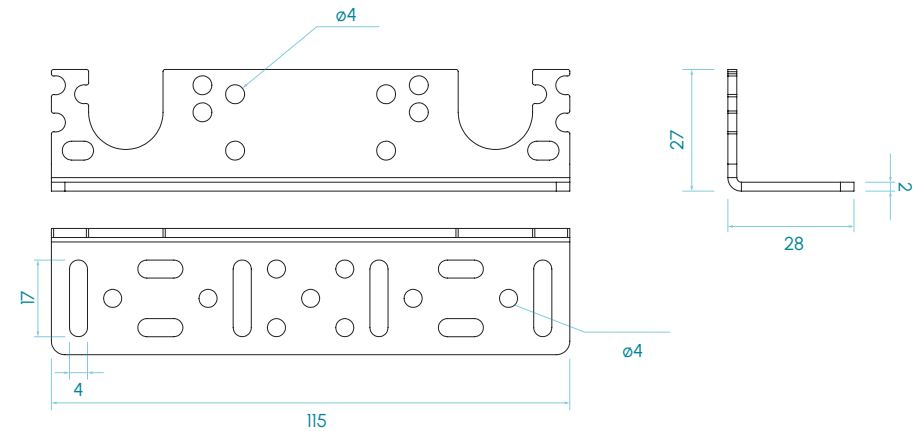
Part number	M6D16
Material	Stainless steel + neodymium
Compatibilidad	P00R1, P00R4, F00R1
Packaging unit	2 units



B and R Series - Lateral fixings



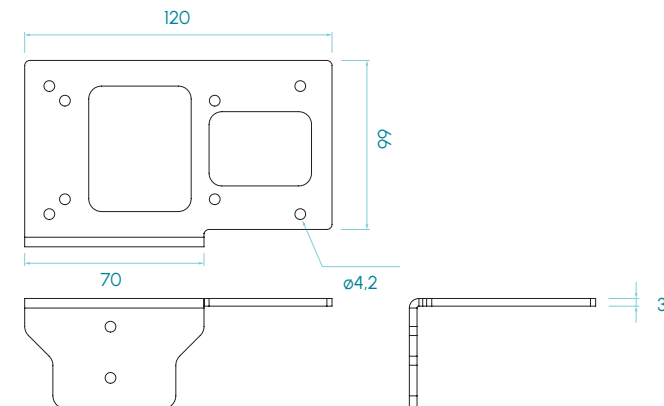
Part number	B00S1
Material	Stainless steel
Fixed orientation	0° & 90°
Packaging unit	1 unit



Fixing for Cognex 5000, 7000 Series cameras



Part number	C00C1
Material	Stainless steel
Fixed orientation	90°
Packaging unit	1 unit

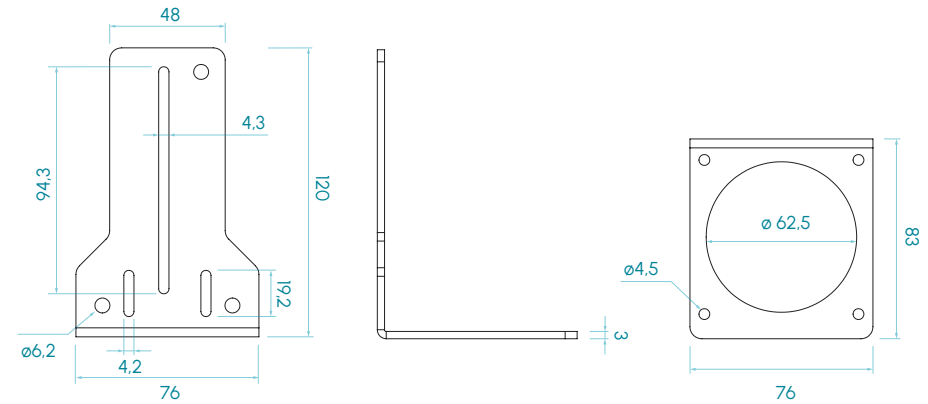


Dimensions in mm

Fixing for Sensopart cameras



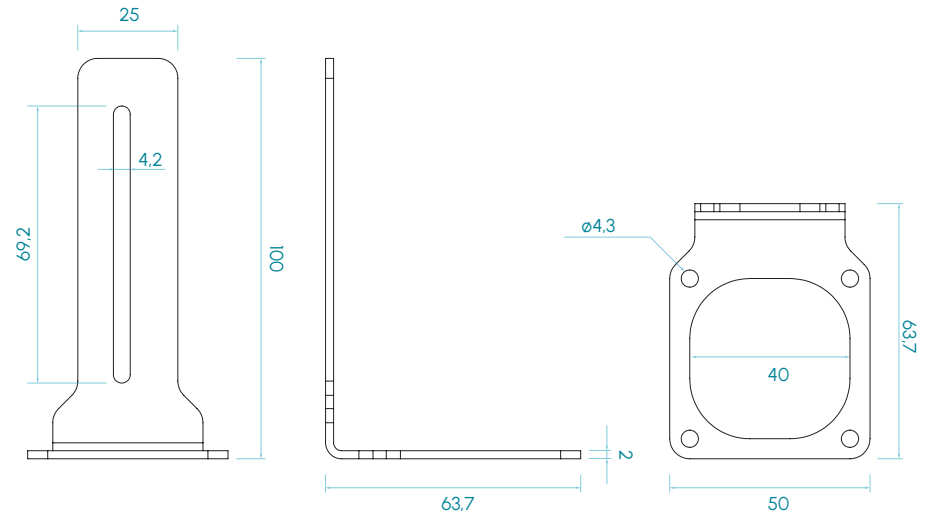
Part number	C00S1
Material	Stainless steel
Fixed orientation	90°
Variable feed rate	0 - 80 mm.
Packaging unit	1 unit



Sensopart camera fixing for Dome



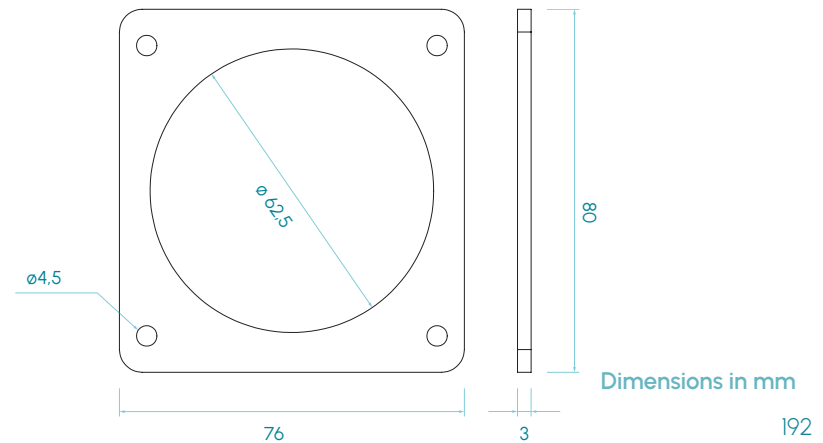
Part number	C00S2
Material	Stainless steel
Fixed orientation	90°
Variable feed rate	0 - 80 mm.
Packaging unit	1 unit



Universal flat camera fixing



Part number	C00F1
Material	Stainless steel
Packaging unit	1 unit



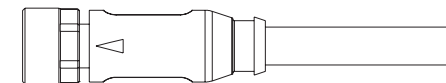
Dimensions in mm

Connectors

M8A Cable - Female



	1.5 m	M8A4VF015M
Part number	5 m	M8A4VF050M
	10 m	M8A4VF100M
M12A	4 pins	
Connector	Female straight	
Material	Insulating PVC	



M12A Cable - Female



	1.5 m	M12A4PF015M
Part number	5 m	M12A4PF050M
	10 m	M12A4PF100M
M12A	4 pins	
Connector	Female straight	
Material	Insulating PVC	

